



MINISTRY OF FINANCE, PLANNING AND ECONOMIC DEVELOPMENT

REPORT ON PUBLIC DEBT, GRANTS, GUARANTEES AND OTHER FINANCIAL LIABILITIES FOR FINANCIAL YEAR 2021/2022

MARCH 2022

MOPPED
#DoingMore



MINISTRY OF FINANCE, PLANNING AND ECONOMIC DEVELOPMENT

REPORT ON PUBLIC
DEBT, GRANTS, GUARANTEES AND OTHER FINANCIAL
LIABILITIES FOR FINANCIAL YEAR 2021/2022

MARCH 2022

MOFPED
#DoingMore

TABLE OF CONTENTS

FOREWARD	X
1 EXECUTIVE SUMMARY	1
2 FISCAL DEFICIT FINANCING AND PUBLIC DEBT IN 2021/22	2
2.1 Public Debt.....	2
2.2 Fiscal Deficit Financing in FY 2021/22.....	2
3 EXTERNAL DEBT	3
3.1 Introduction	3
3.2 Multilateral creditors composition.....	4
3.3 Bilateral creditors composition	5
3.4 Undisbursed debt stock.....	5
3.5 External Debt Service.....	6
3.6 Currency composition of External Debt	7
4 DOMESTIC DEBT	9
4.1 Domestic Debt Stock	9
4.2 Domestic Debt structures	10
4.2.1 Domestic Debt Trends up to end December 2021.....	10
4.3 New Domestic Debt issued during FY2021/22	11
4.4 Domestic Debt Service	11
4.4.1 Principal Repayments (Redemptions).....	11
4.4.2 Interest payment.....	11
4.5 Market Developments	11
5 PUBLIC DEBT SUSTAINABILITY	12
5.1 Public Debt Sustainability Stance as end June 2021	12
5.1.1 Efforts to ensure that debt remains sustainable.....	14
6 PERFORMANCE AND ACHIEVEMENT OF OBJECTIVES OF DEVELOPMENT ASSISTANCE	15
6.1 Budgeted External resources vs. Actual disbursements	15
6.2 Trend in Financial Performance of Development Assistance	15
6.3 Grant Disbursements as at end December 2021.....	16
6.3.1 Grant Disbursements by Development Partner.....	16
6.4 Loan Disbursements as of 31 st December 2021.....	17
6.5 Loan Disbursements by Program	17
6.6 Loan Disbursements by Development Partner	17
6.7 Key Constraints identified in Project Implementation	18
6.8 Measures to improve absorption and utilisation of external resources.....	19
6.9 Alignment of Development Assistance to the NDP III	20



7 NEW EXTERNAL FINANCING	23
7.1 New Loans approved by Parliament in FY 2021/22	23
7.1.1 New loans approved by Parliament after publication of the FY 2020/21 Report	23
7.1.2 New Loans signed in FY 2021/22	25
7.1.3 New loans signed by Creditor as of 31 st December 2021	25
7.1.4 Loans disaggregated by funding modality	25
7.1.5 Pipeline loans	26
7.1.6 Creditor Terms.....	26
7.2 New Grants signed in FY 2021/22 as of 28 th February 2022	27
7.2.1 Grants signed after production of the FY 2020/21 Report.....	28
7.2.2 MDALGs authorised to receive grants on behalf of government.....	28
7.3 Trends in New External Financing	28
8 GUARANTEES AND CONTINGENT LIABILITIES	29
8.1 Government of Uganda Loan Guarantees as at 31 st December 2021.....	29
8.2 Performance of GoU Loan Guarantees.....	29
8.3 Newly approved Guarantees.....	31
8.4 Implicit Contingent Liabilities.....	31
8.4.1 Disbursed & Outstanding debt of State - Owned Entities & Extra - Budgetary Units..	31
8.5 Stock of GoU on - lent loans.....	32
8.6 Grants and GoU contributions.....	32
8.7 Non - Guaranteed Debt and Other Liabilities of Local Governments.....	33
9 DOMESTIC ARREARS AS AT JUNE 2021	34
9.1 Central Government Domestic Arrears.....	34
9.2 Local Government Domestic Arrears	35
10 COVID - 19 FINANCING.	36
10.1 COVID - 19 Support received from Development Partners.....	36
10.2 On - Budget COVID - 19 Support.....	36
10.3 Off - Budget COVID - 19 Support.....	37
11 OFF BUDGET SUPPORT	39
11.1 Introduction	39
11.2 Off Budget by Development Partner.....	39
12 TECHNICAL ASSISTANCE	40
12.1 Introduction	40
12.2 Benefits of Technical Assistance.....	40
12.3 Challenges of Technical Assistance.....	40
12.4 Recommendations	40
13 REGIONAL COOPERATION	42
13.1 Introduction	42



13.2	Regional Projects	42
13.3	Regional Project rationale	43
13.4	Challenges.....	43
13.5	Recommendations	43
14	CLIMATE FINANCE SECTION F/Y 2021/2022.....	44
14.1	Introduction	44
14.2	New Climate Finance Projects F/Y 2021/2022	44
14.3	Performance of ongoing Climate Finance Projects, F/Y 2021/22	45
14.4	Climate Change Project Performance Challenges.....	46
15	CONCLUSION	47



LIST OF TABLES

Table 1: Total Public Debt by source category as at 31 st December 2021	2
Table 2: External debt developments as of 31 st December 2021.....	3
Table 3: External debt service for FY 2021/22 as of 31 st December 2021.....	6
Table 4: Stock of Domestic Debt at cost as of 31 st December 2021	9
Table 5: Domestic Debt Stock by tenor at Cost (UGX) as of 31 st December 2021.	9
Table 6: New domestic debt issued by 31 st December 2021.....	11
Table 7: Summary of Public Debt Sustainability Indicator (percent).....	12
Table 8: Summary of External Debt Sustainability Indicators (percent).....	13
Table 9: Summary of NDP III Program disbursements as at 31 st December 2021 in US\$.....	15
Table 10: Alignment of Projects to NDP II Programmes.....	20
Table 11: Loans approved by Parliament as of 28 th February 2022.....	23
Table 12: Loans approved after production of the FY 2020/21 Report.....	24
Table 13: Loans signed in F/Y 2021/22	25
Table 14: Loans disaggregated by funding modality.....	26
Table 15: List of Loans in Pipeline	26
Table 16: Creditor Terms for loans approved by Parliament, April 2021 - December 2021.....	26
Table 17: New Grants.....	27
Table 18: List of Grants pending clearance by the Solicitor General	27
Table 19: Grants signed after production of the FY 2020/21 report.....	28
Table 20: Guaranteed Debt stock and Government Exposure as at end December 2020.....	30
Table 21: Status of Pipeline Guarantees.....	31
Table 22: Non - Guaranteed Debt and other Liabilities of SoEs and EBU's	32
Table 23: Contingent Liabilities arising from Local Governments	33
Table 24: Central Government Domestic Arrears in UGX Billions.....	34
Table 25: Local Government Domestic Arrears in UGX Million	35
Table 26: On budget COVID - 19 support to government.....	37
Table 27: Off Budget COVID - 19 Support	38
Table 28: Off Budget support by Development Partner.....	39
Table 29: New funding for climate change projects for FY 2021/22.....	44



LIST OF FIGURES

Figure 1: External Debt stock by creditor category as of 31 st December 2021.....	4
Figure 2: Multilateral creditors’ debt stock composition as of 31 st December 2021.....	4
Figure 3: Bilateral creditors’ debt stock composition as of 31 st December 2021.....	5
Figure 4: Share of undisbursed debt stock by creditor as of 31 st December 2021.....	5
Figure 5: Composition of commissions paid by creditor during FY 2021/22 as at 31 st December 2021....	7
Figure 6: Currency composition of external debt as of 31 st December 2021.....	8
Figure 7: Trend of domestic debt from the year ending December 2017 up to end December 2021.	10
Figure 8: Evolution of Public Debt (USD, Billions).....	13
Figure 9: Trends in disbursements of Development Assistance.....	16
Figure 10: Grant Disbursements by Development Partner as of 31 st December 2021.....	16
Figure 11: Loan disbursement by Program.....	17
Figure 12: Loan disbursement by Development Partner as at 31 st December 2021.....	18
Figure 13: New loans signed by Creditor as of 31 st December 2021.....	25
Figure 14: Trends in New External Financing from FY 2016/17 to FY 2021/22.....	28
Figure 15: Distribution of debt and other liabilities of SoEs and EBUs.....	32
Figure 16: Distribution of Domestic Arrears.....	34
Figure 17: Distribution of COVID - 19 Support in Uganda.....	36
Figure 18: Gross Disbursement of Experts and TA for Uganda from 2011 to 2020.....	41
Figure 19: Technical Assistance by sector in Uganda in 2020.....	41
Figure 20: Growth Trend of new Climate Finance.....	45
Figure 21: Performance of Climate Change projects grouped by subcategory (National or Regional).....	45
Figure 22: Performance of Climate Change projects grouped by source of funding.....	46



LIST OF ACRONYMS

ADB	African Development Bank
AFCFTA	African Continental Free Trade Area
AFD	French Development Agency
AG	Accountant General
AIA	Appropriation in Aid
AIDS	Acquired Immune Deficiency Syndrome
AMP	Aid Management Platform
ATM	Average Time to Maturity
BADEA	Arab Bank for Economic Development in Africa
BOU	Bank of Uganda
CBR	Central Bank Rate
CGV	Chief Government Valuer
COMESA	Common Market for Eastern and Southern Africa
CPD	Cash Policy Department
CSO	Civil Society Organization
PPPs	Public - Private Partnerships
DAC	Development Assistance Committee
DARC	Development Assistance and Regional Cooperation Department
DB	Directorate of Budget
DDCP	Directorate of Debt and Cash Policy
DEA	Directorate of Economic Affairs
DPI	Debt Policy and Issuance Department
DSA	Debt Sustainability Analysis
DSF	Debt Sustainability Framework
EU	European Union
FAO	Food and Agriculture Organization
FY	Financial Year
GCCA	Global Climate Change Alliance
GDP	Gross Domestic Product
GEF	Global Environmental Facility
GOU	Government of Uganda
IGAD	Inter - Governmental Authority on Development
IPPC	Intergovernmental Panel on Climate Change
IR	Interest Rate
JICA	Japan International Cooperation Agency



LIBOR	London Interbank Offer Rate
LGs	Local Governments
MDAs	Ministries, Departments and Agencies
MoFPED	Ministry of Finance, Planning and Economic Development
MTDS	Medium Term Debt Management Strategy
NDA	National Drug Authority
NDF	Net Domestic Financing
NEMA	National Environment Management Authority
NTR	Non - Tax Revenue
OPM	Office of the Prime Minister
PDMF	Public Debt Management Framework
PFMA	Public Finance Management Act
RAPs	Resettlement Action Plans
UCF	Uganda Consolidated Fund
UK	United Kingdom
UNDP	United Nations Development Programme
URA	Uganda Revenue Authority
USAID	United States Agency for International Development
USD	United States Dollar
WB	World Bank
YTM	Yield to Maturity



FOREWORD

The legal framework for Uganda's Debt Policy and Cash Management is set out in the 2005 Constitution, Public Finance and Management Act PFMA (2015), Treasury Bill Act 1969, Treasury Instructions 2017, and the Bank of Uganda Act 2000, among others.

Every Financial Year, the Minister of Finance, Planning and Economic Development is therefore mandated to prepare the report on management of Public Debt, Guarantees, other Financial Liabilities and Grants. The report is published in accordance with the sections of the Public Finance Management Act, (Act No.3 2015), namely:

- i. Section 39 (4)**, which states that “The Minister shall every financial year, table before Parliament, with the annual budget, a report of the existing guarantees which shall include an analysis of the risk associated with those guarantees”,
- ii. Section 42 (2)**, which states that “The Minister shall, by 1st April, prepare and submit to Parliament a detailed report of the preceding financial year, on the management of the public debt, guarantees and the other financial liabilities of Government”,
- iii. Section 42 (3)**, which states that “The report shall indicate the management of the public debt, guarantees, and the other financial liabilities of Government against the National Development Plan, the objectives of the Charter for Fiscal Responsibility, and the medium - term debt management strategy”; and,
- iv. Section 44 (5)**, which states that “The Minister shall, every financial year table before Parliament a report of the grants received by Government or by a Vote”.

I hereby lay this report before August House. The report relates to total Government indebtedness, guarantees of loans to companies and statutory bodies, other financial liabilities and grants received by the Government during FY 2021/22 as at the end of December 2021.

For God and My Country.

Amos Lugoloobi (M.P)

MINISTER OF STATE FOR FINANCE, PLANNING AND ECONOMIC DEVELOPMENT (PLANNING),
ALSO HOLDING THE PORTFOLIO FOR MINISTER OF FINANCE, PLANNING AND ECONOMIC
DEVELOPMENT

31st MARCH 2021



1 EXECUTIVE SUMMARY

Despite Government's continued interventions to reduce public debt, the negative effects of the Covid 19 pandemic on Domestic Revenue Mobilization necessitated increased domestic and external borrowing to finance expenditures related to economic recovery during the FY 2020/21.

By implication, the Public Debt Sustainability Analysis conducted in December 2021 revealed that public debt increased from US\$ 15.34 billion, equivalent to Ushs. 57, 215.30 billion in June 2020, to US\$ 19.54 billion, equivalent to Ushs. 69, 512 billion, by the end of June 2021. This corresponds to a 27.4 percent increase in total debt stock during the period. Public debt levels further increased to US\$ 20.74 billion (Ushs. 73,496 billion) by the end of December 2021

Generally, Uganda's total public debt stock as a percentage of GDP had increased to 47 percent as of 30th June 2021, up from 41 percent reported in June 2020. Despite the increase in national debt levels in FY 2021/22, Uganda's Debt remains is projected to remain sustainable in the medium to long term.

External debt accounted for 63.4% (USD 12.4 Billion, equivalent to Ushs. 44, 061 billion) by June 2021. External debt stock however increased further to USD 12.9 billion by 31st December 2021 as compared to USD 11.68 billion as of 31st December 2020. However, Risk exposure of Government under Guarantees reduced by 5.14% from 28.3Million USD to 26.9Million USD during the reporting period.

As of June 2021, domestic debt accounted for 36.6% (USD 7.2 Billion, equivalent to Ushs. 25, 451 billion) but the stock of Domestic debt further increased to UGX 27, 773 billion at the end of December 2021 compared to UGX 22, 966 billion recorded at the end of December 2020.

Relative to December 2020 when Treasury Bonds accounted for 76% of the stock, there was an increase in the stock of Treasury Bonds by December 2021 to 81%. This is in line with the Government's deliberate effort to increase the average maturity of debt by issuing longer dated instruments. Treasury bills as a percentage of the total domestic debt stock dropped from 24% to 19% by 31st December 2021.

After production of the previous edition of this report in March 2021, Parliament approved additional loans amounting USD 1, 651.18million in FY 2020/21 of which Agreements worth USD 628.79 million were signed during FY 2021/22. Within the reporting period, only one new loan worth USD 90million was approved. The total domestic debt issued at cost between 1st July 2021 and 31st December 2021 was UGX 6, 299 billion.

The Financial year recorded an improved disbursements at 58 Percent of approved project funds for the FY 2021/22 as of 31 December 2021 compared to the previous FY 2020/21, where the performance as of 31st December 2020 stood at 39 percent across various NDP III Programs. Regarding Climate Financing, a total amount 456.9 million US Dollars was mobilized to fund new adaptation and mitigation climate change projects in Uganda while the total stock of domestic arrears rose from UGX 35, 392 bn in FY 2019/20 to UGX 45, 215 bn in FY 2020/21 representing a 28 Percent increase in total stock of domestic arrears.



2 FISCAL DEFICIT FINANCING AND PUBLIC DEBT IN 2021/22

2.1 Public Debt

From June 2020 to June 2021, our public debt increased from US\$ 15.34 billion, equivalent to Ushs. 57, 215.30 billion, to US\$ 19.54 Billion, equivalent to Ushs. 69, 512 billion, by the end of June 2021. This corresponds to a 27.4 percent increase in total debt stock during the period. Of this, domestic and external debt accounted for 36.6% (USD 7.16 billion, equivalent to Ushs. 25, 451 billion) and 63.4% (USD 12.4 billion, equivalent to Ushs. 44, 061 billion), respectively. The level of debt increased to US\$ 20.74billion (Ushs 73,496 billion) by end of December 2021 as shown in Table 1 below

Table 1: Total Public Debt by source category as at 31st December 2021

		DEC-19	JUN-20	DEC-20	JUN-21	DEC-21
EXTERNAL DEBT STOCK	(bn UGX)	31,484	38,682	42,633	43,748	45,723
	(bn USD)	8.59	10.37	11.68	12.40	12.90
o/w Bilateral		2.91	3.20	3.44	3.52	3.56
o/w Multilateral		5.60	6.42	7.35	7.70	7.89
o/w Private Creditor		0.08	0.75	0.89	1.08	1.45
DOMESTIC DEBT STOCK	(bn UGX)	4.74	5.08	6.29	7.16	7.84
	(bn USD)	17,376	18,957	22,966	25,451	27,773
0/w Treasury Bills		4,273	4,978	5,549	5,727	5,253
0/w Treasury Bonds		13,103	13,980	17,417	19,724	22,520
TOTAL DEBT STOCK	(bn UGX)	13.33	15.34	17.97	19.54	20.74
	(bn USD)	48,860	57,215	65,576	69,512	73,496
NOMINAL DEBT TO GDP (%)		38.0	41.1	47.2	47.0	---
PRESENT VALUE (PV) DEBT TO GDP (%)		30.4	33.1	41.1	37.6	---

As of 30th June 2021, Uganda's total public debt stock as a percentage of GDP had increased to 47 percent, up from 41 percent reported in June 2020. In spite the increase in national debt levels in FY 2021/22, Uganda's Debt remains sustainable in the medium to long term.

The effects of COVID19 contributed to an increase in the fiscal deficit for the last two fiscal years due to majorly additional expenditures to address the effects of the virus and reduction in economic activity due to the lock down measures to contain the spread of the virus in the country. However, with the full re - opening of the economy in January 2022, improvements will be registered in this area.

2.2 Fiscal Deficit Financing in FY 2021/22

In the first half of the FY 2021/22, the Government had planned to spend Shs 17, 201.87 billion. However, Government operations resulted in an expenditure of Shs 14, 539.31 billion representing an 84.5 percent performance for the period. Accordingly, the planned overall fiscal deficit for the half year up to December 2021 of Shs. 5, 216.94 billion was not realised and Government registered a fiscal deficit of Shs. 3, 956.21 billion. The half year fiscal deficit was however financed using domestic and external borrowing. Shs. 2, 408.37 was loan disbursements received representing 97.2 percent against the target for the period.

By the end of the F/Y 2021/22, the fiscal deficit is projected at 7.5 percent of GDP and the debt to GDP level projected at rise to 51.6 percent by end of June 2022. The deficit is projected to reduce to 5.3 percent in FY 2022/23 and gradually drop to below 3.0 percent over the medium term. Government plans to reduce the fiscal deficit over the medium term through increase in revenue mobilisation, and rationalisation of expenditure.



3 EXTERNAL DEBT

3.1 Introduction

The outstanding external debt stock including arrears as of 31st December 2021 stood at USD 12.9 billion as compared to USD 11.68 billion as of 31st December 2020, as reflected in Table 2 below. This represents an increase of 10 percent in the external debt stock between December 2020 and December 2021.

Table 2: External debt developments as of 31st December 2021

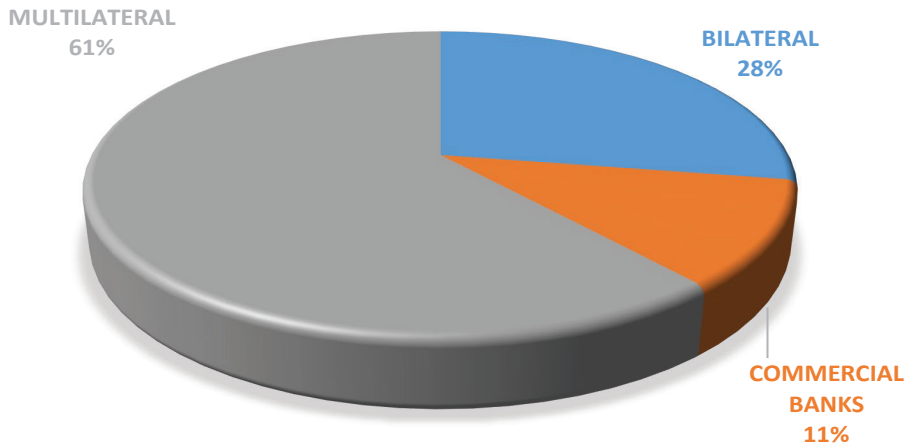
	Outstanding Including Ar-rears Dec 20	Outstanding Including Ar-rears Dec 21	% Change	Undisbursed Dec - 20	Undisbursed Dec - 21	Share of Undisbursed Dec - 21
G. TOTAL	11.68	12.90	10%	4.55	5.55	100%
BILATERAL	3.44	3.56	3%	2.06	1.86	34%
ABU DHABI FUND	0.01	0.01	6%	-	0.00	0%
AFD	0.18	0.21	16%	0.40	0.40	7%
EXIM BANK OF CHINA	2.54	2.59	2%	0.85	0.67	12%
EXIM BANK OF INDIA	-	-	0%	-	0.03	1%
EXIM BANK OF KOREA	0.03	0.02	- 18%	-	0.00	0%
GOVT OF NIGERIA	0.01	0.01	15%	-	-	0%
IRAQ FUND	-	0.00	0%	-	-	0%
JBIC	0.08	0.07	- 16%	-	-	0%
JICA	0.23	0.22	- 5%	0.33	0.28	5%
KFW	-	0.01	0	0.16	0.14	3%
KUWAIT FUND	0.04	0.04	- 10%	0.01	0.01	0%
MIN FOR AFF AUSTRIA	-	0.00	0%	-	-	0%
SAUDI ARABIA FUND	0.04	0.04	- 5%	0.01	0.01	0%
SPAIN	-	0.00	0%	-	0.02	0%
UKEF	0.30	0.34	13%	0.30	0.33	6%
COMMERCIAL BANKS	0.89	1.45	63%	0.05	0.04	1%
AFREXIM	-	0.39	0%	-	-	0%
AKA	0.01	0.01	3%	-	0.00	0%
BANK AUSTRIA	-	0.00	0%	-	0.01	0%
COMMERZ BANK	-	0.01	0%	0.04	0.02	0%
SBSA	0.37	0.34	- 8%	-	-	0%
STANDARD CHARTERED	0.14	0.14	- 3%	0.01	0.00	0%
TDB (PTA)	0.37	0.55	50%	-	0.01	0%
MULTILATERAL	7.35	7.89	7%	2.44	3.64	66%
AfDB	0.17	0.21	21%	0.23	0.64	12%
AfDF	1.44	1.50	4%	0.43	0.46	8%
BADEA	0.06	0.07	11%	0.03	0.02	0%
EIB	0.14	0.13	- 9%	0.01	-	0%
IDA	4.29	4.45	4%	1.12	1.12	20%
IDB	0.36	0.43	18%	0.48	0.42	8%
IFAD	0.26	0.25	- 2%	0.10	0.19	3%
IMF	0.52	0.76	46%	-	0.76	14%
NDF	0.05	0.05	- 5%	-	-	0%
OPEC FUND	0.06	0.06	3%	0.04	0.03	1%

Source: MoFPED



The increase in the debt stock is attributed to budget support received from the International Monetary Fund (IMF), Afrexim Bank, Trade Development Bank (TDB) and African Development Fund (AfDF) as well as improvements in the absorption of by projects with the uplifting of lockdown requirements for critical priority areas. Budget support disbursements are usually bullet disbursements i.e., one - time disbursements which increase the debt stock.

Figure 1: External Debt stock by creditor category as of 31st December 2021

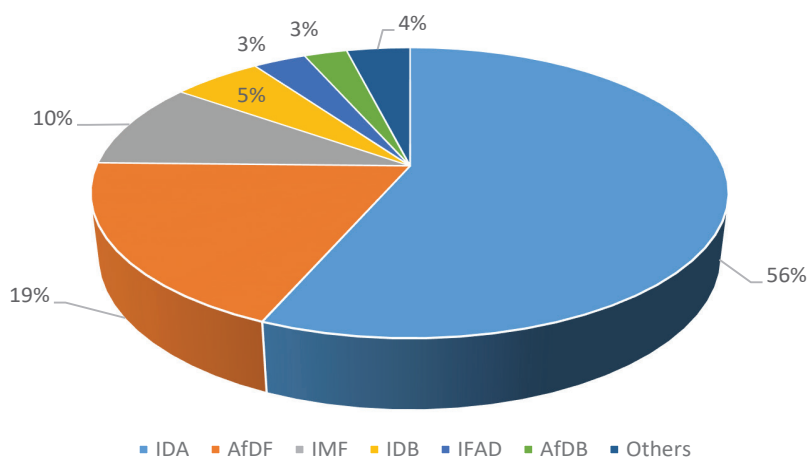


Multilateral creditors are the dominant category as of 31st December 2021 with 61 percent followed by Bilateral Creditors with 28 percent. The share of commercial banks has increased from 1 percent as of 31st December 2020 to 11 percent as of 31st December 2021. This increase is due to an increase in budget support disbursements from TDB and Afrexim Bank.

3.2 Multilateral creditors composition

The outstanding debt stock including arrears from multilateral creditors is largely from International Development Association of the World Bank (IDA), representing 56 percent, as per fig 2.

Figure 2: Multilateral creditors’ debt stock composition as of 31st December 2021



NB: Others includes European Investment Bank (EIB), Arab Bank for Economic Development in Africa (BADEA), OPEC Fund and Nordic Development Fund (NDF)

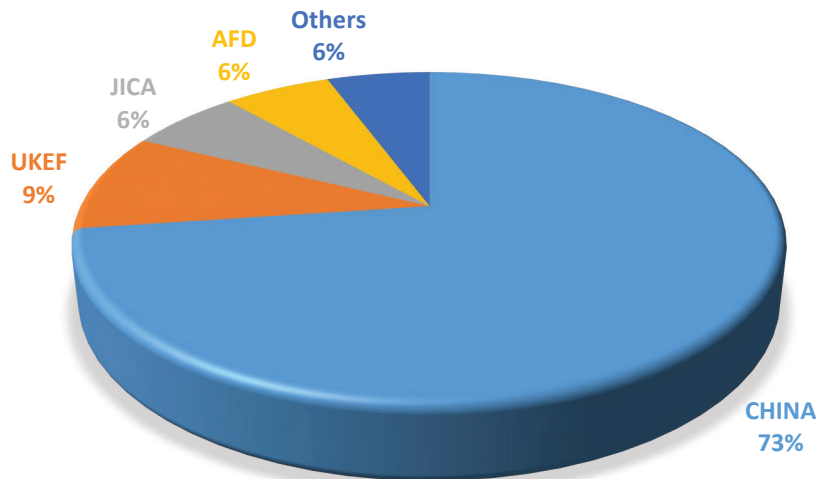
The share of IMF has increased from 7 percent as of 31st December 2020 to 10 percent as of 31st December 2021 due to increased borrowing from the IMF to support economic recovery from the COVID - 19 pandemic effects.



3.3 Bilateral creditors composition

Exim Bank of China is the dominant bilateral creditor representing 73 percent of the outstanding bilateral debt stock including arrears as of 31st December 2021. The share of China has slightly dropped by 1 percent from 74 percent as of 31st December 2020. This is due to a halt in disbursements for all China funded projects.

Figure 3: Bilateral creditors’ debt stock composition as of 31st December 2021

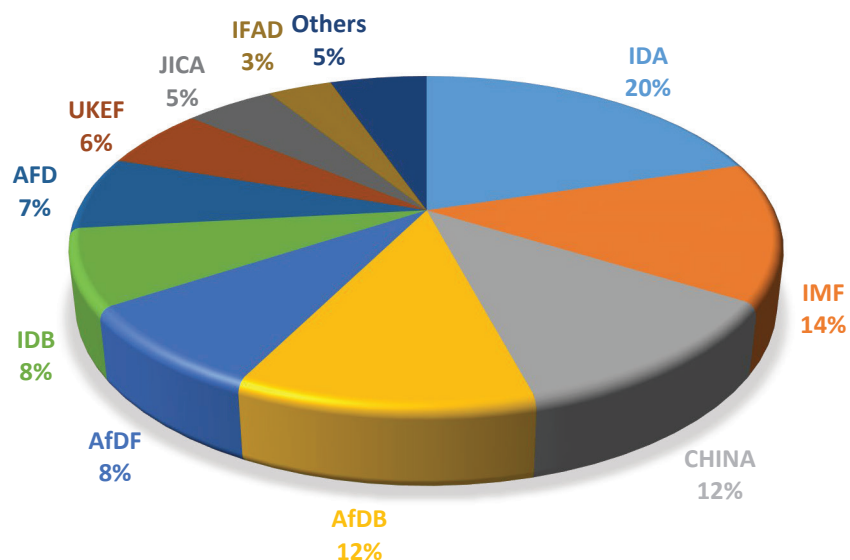


Other Bilateral creditors that comprise of the 6 percent as shown in fig 3 include Japan Bank for International Cooperation (JBIC), Saudi Fund, Kuwait Fund, Abu Dhabi Fund, Spain and Austria.

3.4 Undisbursed debt stock

As of 31st December 2021, the undisbursed debt stock stood at USD 5.55 billion compared to USD 4.55 billion as of 31st December 2020. This represents an increase in the undisbursed debt stock of 22 percent. IDA, IMF, China and African Development Bank (AfDB) hold the largest share of undisbursed debt stock with 20 percent, 14 percent, 12 percent and 12 percent respectively.

Figure 4: Share of undisbursed debt stock by creditor as of 31st December 2021





The increase in the undisbursed debt stock is due to the following:

- i. Signing of new loan agreements that are yet to fulfil conditions precedent to effectiveness and disbursements
- ii. Support from IMF i.e., the Extended Credit Facility is projected over a 3 - year period with disbursement made every 6 months upon achievement of agreed benchmarks
- iii. Delay in disbursements for projects funded by China Exim Bank. Government is in discussions with the Chinese government to ensure that this issue is ironed out. The delay in disbursements delays the implementation of the projects
- iv. Government instituted lock - down during the second wave of the COVID - 19 pandemic which affected project implementation and therefore disbursements were also not made.

The Ministry of Finance, Planning and Economic Development is following closely the implementation of these projects with quarterly reports being submitted to Cabinet. With the ease of the lock - down and full re - opening of the economy, the implementation of the projects is expected to pick up pace and we expect a reduction in the undisbursed balances.

3.5 External Debt Service

The total external debt service paid between 1st July 2021 to 31st December 2021 amounted to USD 242.52 Million, of which USD 156.50 million was for principal payments, USD 73.31 million for interest payments and USD 12.71 million paid as charges. Details are illustrated in Table 3

Table 3: External debt service for FY 2021/22 as of 31st December 2021

	PRINCIPAL PAID 01.07.2021 - 31.12.2021	INTEREST PAID 01.07.2021 - 31.12.2021	CHARGES PAID 01.07.2021 - 31.12.2021	TOTAL DEBT SERVICE PAID EXCL. ARREARS 01.07.2021 - 31.12.2021
G. TOTAL	156,495,095.82	73,314,344.39	12,708,692.49	242,518,132.70
BILATERAL	94,626,569.14	36,053,042.82	2,530,983.19	133,210,595.15
ABU DHABI FUND		104,157.15		104,157.15
AFD	7,883,632.99	692,705.05	615,206.64	9,191,544.68
EXIM BANK OF CHINA	72,772,610.17	32,185,972.53	1,517,591.41	106,476,174.11
EXIM BANK OF INDIA			220,000.00	220,000.00
JBIC	6,638,674.21	961,914.99		7,600,589.20
JICA	4,726,230.88	13,104.44		4,739,335.32
KFW	1,102,681.72	101,937.43	120,124.19	1,324,743.34
KUWAIT FUND	535,595.71	215,055.59		750,651.29
MIN FOR AFF AUSTRIA	523,783.20	16,658.12		540,441.32
SAUDI ARABIA FUND	443,360.26	218,130.83		661,491.09
SPAIN			58,060.94	58,060.94
UKEF		1,543,406.69		1,543,406.69
COMMERCIAL BANKS	1,144,648.72	14,277,924.20	8,998,884.21	24,421,457.13
AFREXIM			8,860,158.33	8,860,158.33
AKA	584,343.86	101,588.17	4,371.19	690,303.22
COMMERZBANK	560,304.86	97,408.99	131,881.25	789,595.10
STANDARD CHARTERED		920,380.82	2,473.44	922,854.26
TDB (PTA)		13,158,546.22		13,158,546.22

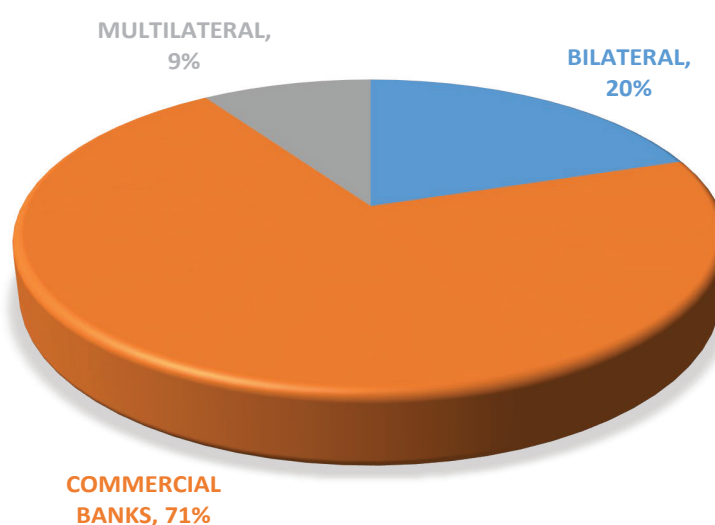


	PRINCIPAL PAID 01.07.2021 - 31.12.2021	INTEREST PAID 01.07.2021 - 31.12.2021	CHARGES PAID 01.07.2021 - 31.12.2021	TOTAL DEBT SERVICE PAID EXCL. ARREARS 01.07.2021 - 31.12.2021
MULTILATERAL	60,723,877.96	22,983,377.37	1,178,825.09	84,886,080.42
ADB	3,951,768.39	538,834.98		4,490,603.37
ADF	5,877,274.30	5,374,382.50	748,975.87	12,000,632.66
BADEA	553,000.00	354,095.08		907,095.08
EIB	2,611,422.97	773,993.22		3,385,416.18
IDA	36,413,524.58	14,138,663.32		50,552,187.90
IDB	2,837,804.80		429,849.22	3,267,654.03
IFAD	4,489,099.27	1,010,037.54		5,499,136.81
NDF	1,204,388.66	186,671.06		1,391,059.72
OPEC FUND	2,785,595.00	606,699.67		3,392,294.67

Source: MoFPED

From Table 2, it is shown that 71 percent of the charges paid were to Commercial Banks while 20 percent and 9 percent were paid to the Bilateral and Multilateral creditors respectively. 55 percent of the principal payments were to the bilateral creditors followed by the multilateral creditors and Commercial Banks with 35 percent and 10 percent respectively.

Figure 5: Composition of charges paid by creditor during FY 2021/22 as at 31st December 2021



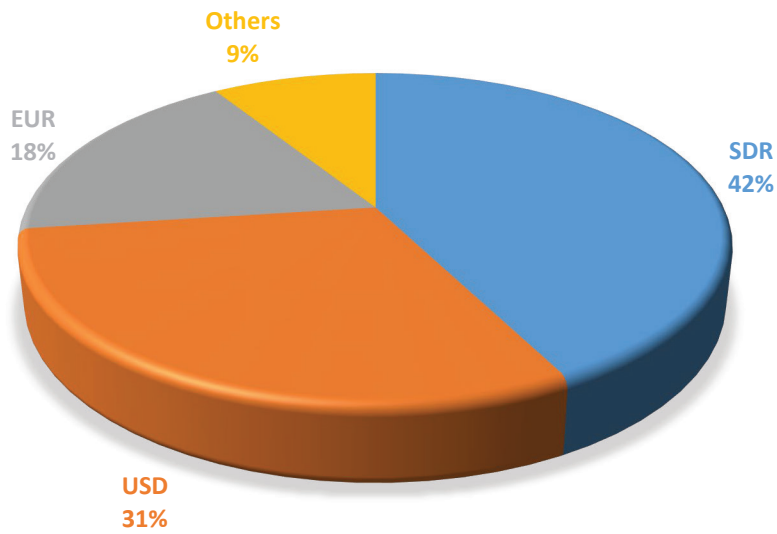
Charges comprise of commitment fees, upfront fees and management fees. Commitment fees are charged on the undisbursed loan amounts, and these are usually paid per annum. Afrexim Bank was the largest beneficiary of commissions under the Commercial Banks during the period under review. Under the Bilateral creditors, China Exim Bank was the largest beneficiary of commissions paid.

3.6 Currency composition of External Debt

External debt stock as of 31st December 2021 is denominated majorly by Special Drawing Rights (SDR) comprising 42 percent, United States Dollars (USD) with 31 percent and the Euro (EUR) with 18 percent. The composition of debt in Euro has increased by 2 percentage points from 16 percent as of 31st December 2020. This indicates that more debt has been contracted in the Euro currency from creditors such as Afrexim Bank, TDB and United Kingdom Export Finance (UKEF).



Figure 6: Currency composition of external debt as of 31st December 2021



From the figure above, the category of ‘others’ includes the following currencies: Japanese Yen (JPY), Chinese Yuan Renminbi (CNY), Great Britain Pound (GBP), Islamic Dinar, Saudi Riyal, Kuwaiti Dinar, Korean Won, and United Arab Emirates Dirham. The SDR comprises of the following currencies: USD, EUR, CNY, JPY and GBP.



4 DOMESTIC DEBT

4.1 Domestic Debt Stock

The prescribed instruments of borrowing to finance the Government's fiscal deficit are external financing and domestic borrowing. Government borrows from the domestic market through short term instruments (Treasury bills) with a maturity period of not more than 12 months, and long - term instruments (Treasury bonds) with a maturity period of more than 1 year. Despite Government's continued interventions to reduce public debt, the outbreak of COVID - 19 in the FY2019/20 necessitated increased public expenditure to combat the negative effects of the pandemic and this increased expenditure was partially financed by domestic borrowing. These effects are still prevalent in FY 2021/22. The stock of Domestic Debt is as shown in table 4 below.

Table 4: Stock of Domestic Debt at cost as of 31st December 2021

	End December 2020		End December 2021	
	UGX Bn	USD M	UGX Bn	USD M
Total T - Bills	5,549	1.520	5,253	1.482
% Domestic Debt Stock		24%		19%
Fiscal Bond	15,508	4.249	20,655	5.828
Recapitalised T - bonds	1,642	0.450	1,642	0.463
Total T - bonds	17,417	4.772	22,520	6.35
% Domestic Debt		76%		81%
Total Domestic Debt (UgX Bn)	22,966	6.292	27,773	7.836

Source: MoFPED

From Table 4, the stock of Domestic debt increased from UGX 22,966 billion at the end of December 2020 to UGX 27,773 billion at the end of December 2021. Relative to December 2020 when Treasury Bonds accounted for 76% of the stock, there was an increase in the stock of Treasury Bonds in 2021 to 81%. This was in line with the Government's deliberate effort to increase the average maturity of debt by issuing longer dated instruments. Treasury bills as a percentage of the total domestic debt stock dropped from 24% to 19% at the end of December 2021.

Table 5: Domestic Debt Stock by tenor at Cost (UGX) as of 31st December 2021.

Instruments Maturity Period	UGX Bn	USD M	Percentage of the Total Stock
91 days	110.41	0.03	0%
182 days	416.48	0.12	1%
364 days	4,726.47	1.33	17%
T bills	5,253.36	1.48	19%
2 years	1,456.07	0.41	5%
3 years	2,206.89	0.62	8%
4 years	871.73	0.25	3%
5 years	2,575.46	0.73	9%
6 years	1,166.96	0.33	4%
7 years	0.00	0.00	0%
8 years	200.00	0.06	1%
9 years	1,075.82	0.30	4%
10 years	4,778.52	1.35	17%



11 years	1,151.98	0.33	4%
13 years	678.70	0.19	2%
14 years	2,183.54	0.62	8%
15 years	2,239.57	0.63	8%
19 years	900.32	0.25	3%
20 years	1,034.47	0.29	4%
Total Bonds	22,520.03	6.35	81%
Total Stock	27,773.40	7.84	100%

Source: MoFPED

As shown in Table 5 above, the total domestic debt stock as of 31st December 2021 stood at UGX. 27, 773 billion. In 2021, additional domestic borrowing was conducted to cover shortfalls created by lower than programmed Domestic Revenue Mobilization that resulted from the effects of the Covid - 19 Pandemic. Most of the additional borrowing was acquired through issuance of longer dated securities. Consequently, a 20 - year Treasury bond was introduced and issued to the public. This increased the stock of bonds by 5% as shown above.

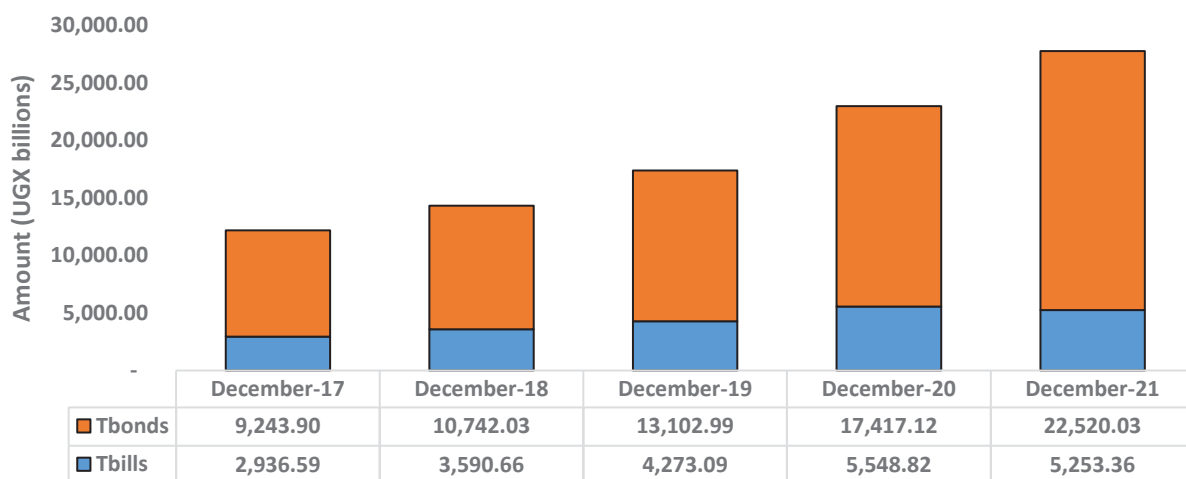
4.2 Domestic Debt structures

As at the end of December 2021, 81% of the total outstanding debt was in long term securities and 19% was in short term securities that mature in less than 1 year. 46 Percent of the Domestic debt was in securities with 10 years and above.

4.2.1 Domestic Debt Trends up to end December 2021

As at end December 2021, the total outstanding stock of Government Domestic Debt at cost increased by UGX 4, 870 billion from UGX 22, 966 billion as at the end December 2021 to UGX 27, 783 billion. The consistent rise in the stock of Debt is a result of the persistent increase in the Net Domestic Financing requirement over the years. The increase in the proportion of bonds to bills as shown in Figure 7 below is explained by the Government's deliberate effort to issue longer dated instruments.

Figure 7: Trend of domestic debt from the year ending December 2017 up to end December 2021.



Source: MoFPED



4.3 New Domestic Debt issued during FY2021/22

The total debt issued at cost between July 2021 and end December 2021 was UGX 6, 299 billion. The redemptions accounted for 63.0% (UGX 3, 960 billion) and Net Domestic Financing (NDF) requirements accounted for 37.0% (UGX 2, 339 billion) as shown below in Table 6 below.

Table 6: New domestic debt issued by 31st December 2021

Issuance July to 31 st December 2021	
Redemptions	3, 960
Net Domestic Financing (NDF)	2, 339
Total Issuance	6, 299

Source: MoFPED

As at the end of December 2021, the effects of COVID - 19 resulted in underperformance of Domestic Revenue Mobilization. This created financing pressures that were met by front loading part of the approved NDF.

4.4 Domestic Debt Service

4.4.1 Principal Repayments (Redemptions)

As of 31st December 2021, UGX 3, 960 billion had been cleared in redemptions. The outstanding principal repayments to be made by Government in the medium term are projected to decrease because it is Government's strategy to maintain Net Domestic borrowing at 1% of GDP.

4.4.2 Interest payment

Domestic debt interest payment as at end December 2021 stood at UGX 3, 536 billion. This implies that the domestic interest payments have increased by UGX 1, 014 billion compared to UGX 2, 523 billion registered as of December 2020. This was a higher increase than the UGX 476 billion registered between December 2020 and UGX 2, 047 billion as at December 2019.

Interest repayment increased due to increases in both outstanding stock and increases in interest rates. The increase in stock was driven by increases in the levels of borrowing occasioned by the disruptions of the COVID - 19 pandemic on revenue collections.

4.5 Market Developments

- Government is in the process of introducing a mobile platform for investment in Government securities. This is to enable increased saving and retail participation in Government securities.
- The introduction of new financing instruments is also being arranged through the issuance of a tax - free Infrastructure Bond in the short term.
- Review of withholding tax on Government Securities. This is aimed at increasing competitiveness against other regional peers and ultimately reducing the cost of debt.



5 PUBLIC DEBT SUSTAINABILITY

The government undertakes Debt Sustainability Analysis (DSA) on an annual basis to assess the country's current and future debt levels, as well as the country's ability to meet its debt obligations both in the medium and long-term. The analysis uses a consistent macroeconomic framework to also assess the vulnerability of the current debt portfolio to external risks to establish the likelihood of debt distress. The exercise covers public and publicly guaranteed debt.

The analysis has been conducted at a time when the world is still battling with the effects of the COVID-19 pandemic, a health crisis that has had big implications on both the global and domestic economy since FY 2019/2020. Government's economic and health response to the COVID-19 effects necessitated higher than anticipated borrowing.

5.1 Public Debt Sustainability Stance as end June 2021

The stock of total public debt increased from US\$ 15.3 billion at end June 2020 to US\$ 19.5 billion as at end June 2021, representing an increase of 27.4 percent. This is much higher than the 5.9% increase of nominal GDP following an increase in nominal GDP from UGX 139,686 billion in FY 2019/20 to UGX 147,962 billion in FY 2020/21. The stock of Public debt further increased to US\$ 20.7 billion as at end December 2021.

External debt stock increased from US\$ 10.4 as at end June 2020 to US\$ 12.4 billion as at end June 2021 representing an increase of 18.6 percent, whereas domestic debt increased from US\$ 5.08 billion to US\$ 7.16 billion respectively, representing an increase of 46.4 percent.

Public debt ratios show that despite the relatively high rate of debt accumulation in the medium term, Uganda's public debt will remain sustainable over both the medium and long term with moderate risk of debt distress.

Table 7: Summary of Public Debt Sustainability Indicator (percent)

Financial Year	LIC DSF Benchmark	18/19	19/20	20/21	20/22 Projections
Nominal Debt to GDP		35.1	41.1	47.0	51.6
PV of Debt to GDP	≤ 55	26.7	31.8	37.6	41.6

Source: MoFPED

Nominal public debt has increased from 41.0 percent of GDP in FY 2019/2020 to 47.0 percent of GDP in FY 2020/2021, as determined by the Debt Sustainability Analysis conducted at the end of December 2021.

The Present Value (PV) of Debt to GDP is projected to increase from 37.6 percent in FY2020/21 to 41.6 percent in FY2021/22, which is below the Benchmark of 55 according to the Low Income Countries Debt Sustainability Framework (LIC DSF) by IMF and World Bank. The ratio is also below the policy threshold of 50 percent set out in the Charter for Fiscal Responsibility and the convergence criteria of the East African Community Monetary Union (EAMU) portal.



Table 8: Summary of External Debt Sustainability Indicators (percent)

Financial Year	LIC DSF Benchmark	19/20	20/21	21/22 Projection
PV of External Debt to GDP	≤40	18.8	20.9	23.1
PV of External Debt to Exports	≤180	125.8	124.9	142.0
External Debt Service to Exports	≤15	7.8	10.0	7.9
External Debt Service to Revenue	≤18	9.2	12.5	9.5

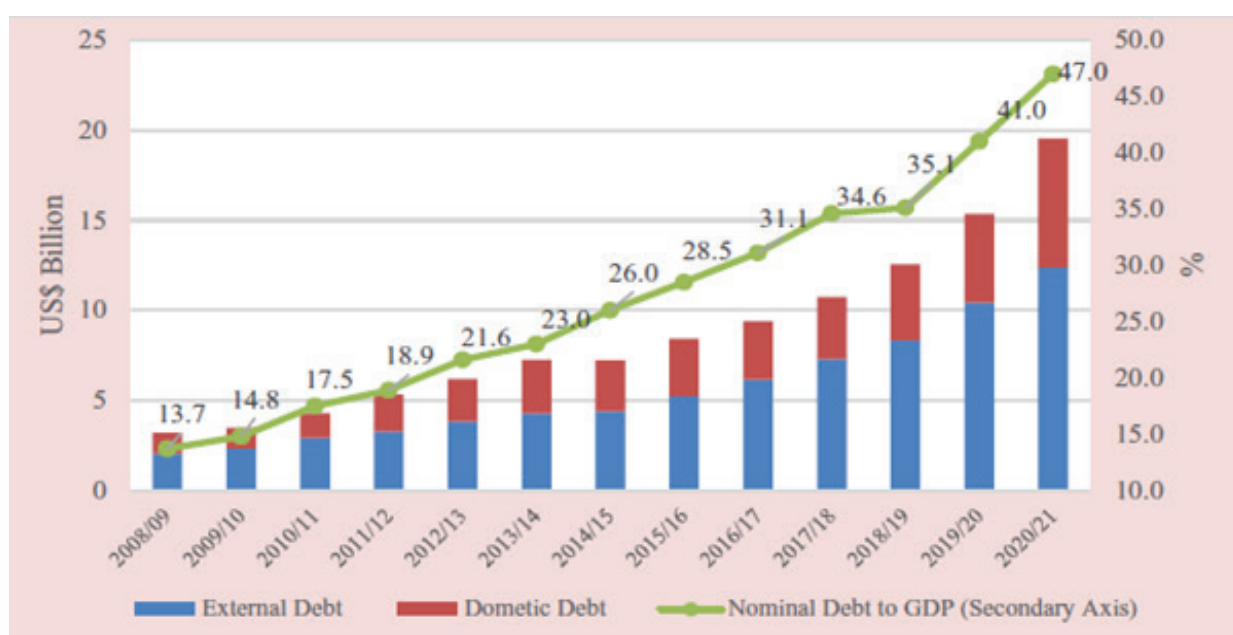
The debt service indicators (liquidity indicators) remain below their respective indicative thresholds in FY 21/22 implying that Uganda still can service her external debt despite the increase in the rate of debt accumulation. This is attributed to the fact that the largest share of Uganda’s external debt is on concessional terms.

The PV of External Debt to GDP and the PV of External Debt to Exports (solvency indicators) are projected to remain below their respective thresholds in FY 21/22. This implies that Government is unlikely to face challenges with meeting its debt obligations over the long term. It is attributed to the growth in GDP and exports.

The increase in public debt during the financial year has been mainly driven by acquisition of an economic stimulus package to support economic recovery from COVID - 19 effects. This has contributed to the increase in the Debt to GDP ratio in addition to the low Government revenue resulting from both low exports and low domestic revenues. Despite showing improvements in the recent years, Uganda’s revenue to GDP ratio still stands at 13.4%, which is much lower than the Sub - Saharan average. This implies that the country is increasingly reliant on debt financing.

Nevertheless, the increase in public debt over the medium term is consistent with the Government’s commitment to enhance the productive capacity of the economy and support industrial development by closing the large infrastructure gap.

Figure 8: Evolution of Public Debt (USD, billions)





5.1.1 Efforts to ensure that debt remains sustainable

Government continues to exercise caution while taking on new debt by prioritizing concessional financing over non - concessional financing as well as prioritizing areas that enhance economic growth and have multiplier effects on the entire economy.

The government is currently implementing a Domestic Revenue Mobilization Strategy aimed at increasing the tax base and improving efficiency in tax administration. This is expected to achieve a 0.5 percentage point increase in the tax to GDP ratio per annum.

Government has instituted several public investment management reforms to improve project implementation. These include the development of a user manual for project development and appraisal as well as equipping officers in MDAs with project management skills. It is important to note that untimely project implementation tends to reduce the project benefits thus undermining economic growth hence affecting Government revenue.



6 PERFORMANCE AND ACHIEVEMENT OF OBJECTIVES OF DEVELOPMENT ASSISTANCE

6.1 Budgeted External resources vs. Actual disbursements

For FY 2021/22, external funds (including both loans and grants) worth USD 2, 717 million were programmed including USD 1, 785.47 million which was approved for implementation of various projects in accordance with the drawn program work plans. As at end December 2021, USD 1, 437 million was disbursed across the various NDP III Programs as shown in Table 9.

There is a notable improvement in the performance of projects recorded at 58% at the end of 31 December 2022 in FY 2021/22 compared to the previous FY 2020/21, where the performance as of 31st December 2020 stood at 39 percent across various NDP III Programs.

Table 9: Summary of NDP III Program disbursements as at 31st December 2021 in US\$

NDP III PROGRAM	Projections FY 2021/22 in USD	Actual Disbursements FY 2021/22 in USD	Performance(%)
Agro- Industrialisation	122,521,645.93	31,737,974.00	26%
Development Plan Implementation	8,200,000.00	5,791,150.40	71%
Digital Transformation	28,000,000.00	12,403,117.63	44%
Governance and Security	105,787,942.98	44,031,984.00	42%
Human Capital Development	402,906,482.56	167,681,248.52	42%
Innovation, Technology Development & Transfer	25,097,297.30	7,628,023.10	30%
Integrated Transport Infrastructure & Services	562,965,917.76	396,683,259.58	70%
Manufacturing	8,393,199.40	0	0%
Private Sector Development	44,217,370.39	17,002,005.41	38%
Regional Development	23,598,918.92	17,512,574.14	74%
Sustainable Urbanisation and Housing	111,484,587.23	114,768,521.63	103%
Energy Development	187,725,285.32	61,078,898.65	33%
Natural Resources, Env't, Climate Change, & Wat	154,568,943.45	102,866,476.23	67%
Project Support(a)	1,785,467,591.24	979,185,233.30	55%
Budget Support(b)	931,486,713	458,460,114.12	49%
Total(a+b)	2,716,954,304.21	1,437,645,347.42	53%

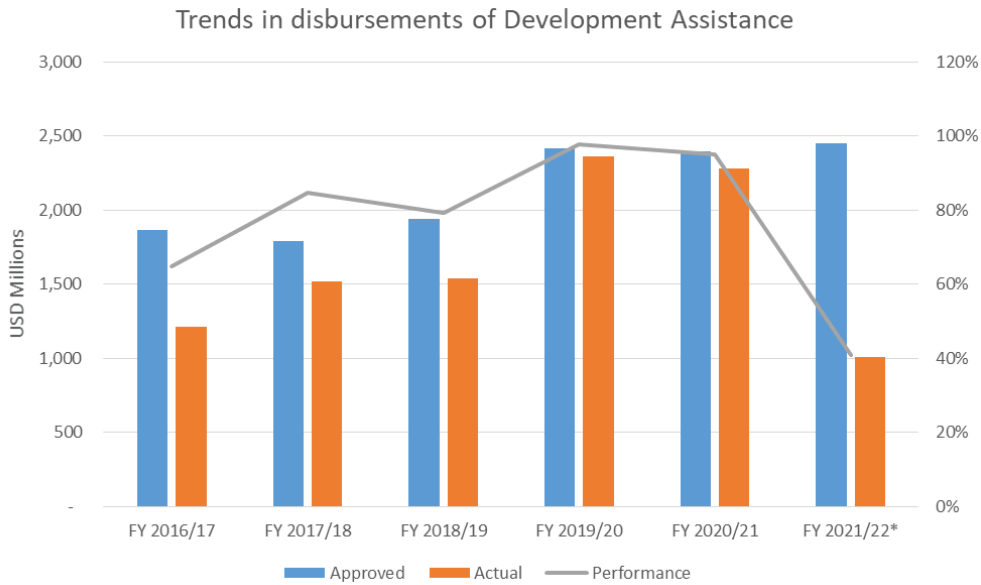
Source: MoFPED.

6.2 Trend in Financial Performance of Development Assistance

The financial performance of development assistance over the years has improved. It is recorded at an average of 80 percent between FY 2016/17 to FY 2020/21 as can be seen in Figure 9 below.



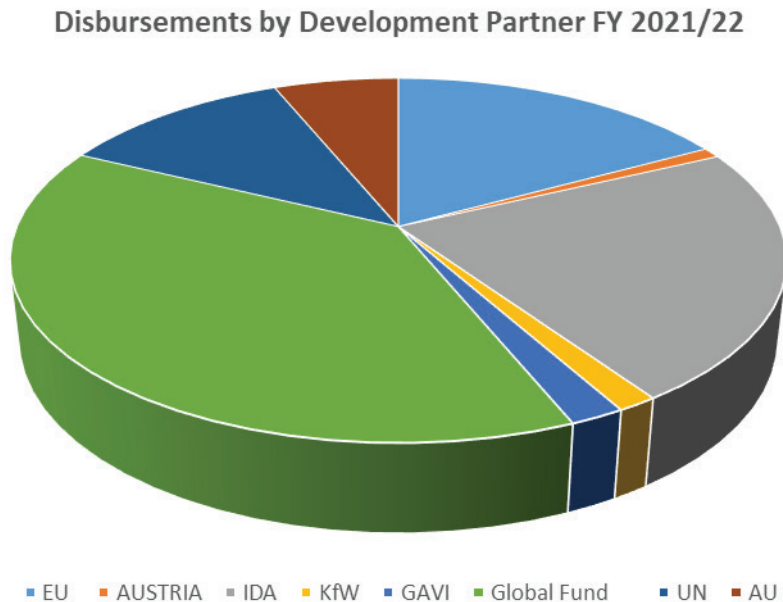
Figure 9: Trends in disbursements of Development Assistance



6.3 Grant Disbursements as at end December 2021

As of 31st December 2021, a total of US\$248.34 million was recorded as grant disbursements. This accounted 17 Percent of the total funds disbursed as of 31st December 2021.

Figure 10: Grant Disbursements by Development Partner as of 31st December 2021



6.3.1 Grant Disbursements by Development Partner

During FY 2021/22, Global Fund contributed and posted the highest disbursements amounting to USD 95.4 million (38%) of the total grants, followed by International Development Association (23%), European Union (17%), United Nations (12%), African Union, GAVI, KfW and Austria contributed 10% of the total Grants. Most of the disbursements were geared to supporting COVID - 19 interventions in Uganda.



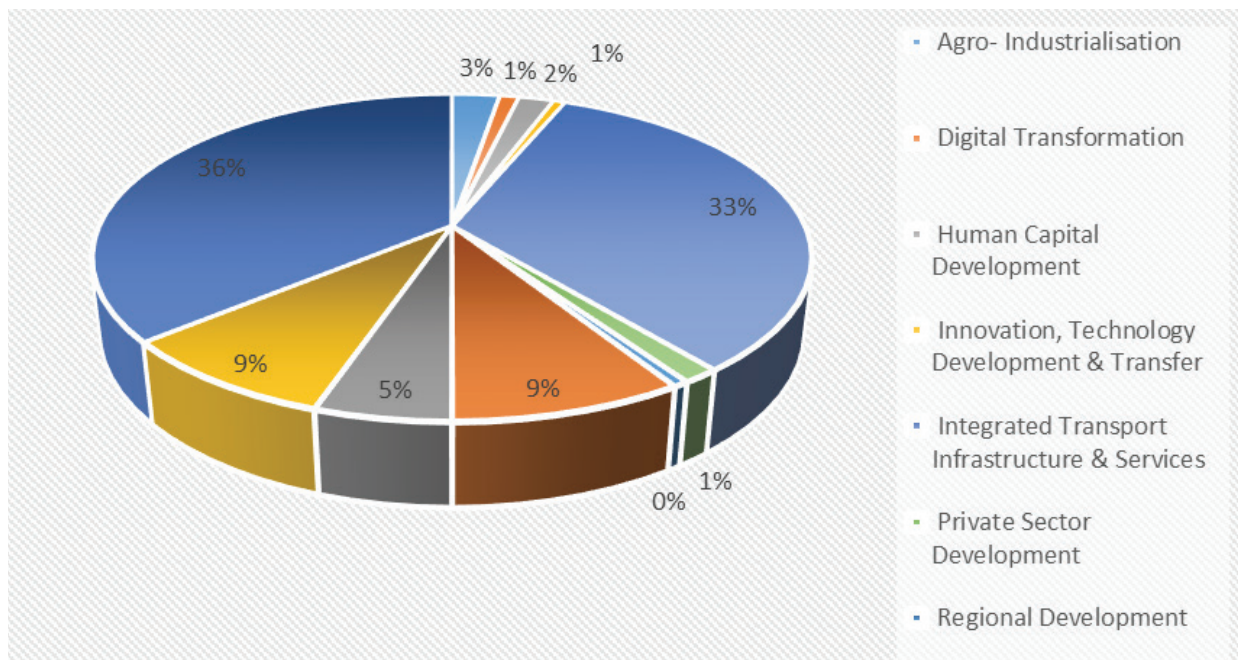
6.4 Loan Disbursements as of 31st December 2021

The total disbursements of loans as of 31st December 2021 were US\$ 1, 187.2 million, constituting 83% of the total external resources disbursed during the period.

6.5 Loan Disbursements by Program

During the FY 2021/22, the total loan disbursements amounts to USD 1, 187 million with the Public Sector Transformation disbursing 36%, followed by Integrated Transport Infrastructure & Services program with a disbursement of 33% while the Agro - Industrialization, Digital Transformation, Human Capital Development, Innovation, Technology Development & Transfer, Private Sector Development, Regional Development, Sustainable Urbanization and Housing, Energy Development, Natural Resources, Environment, Climate Change, &Water Management contributing 31% of the total Loan Disbursements.

Figure 11: Loan disbursement by Program

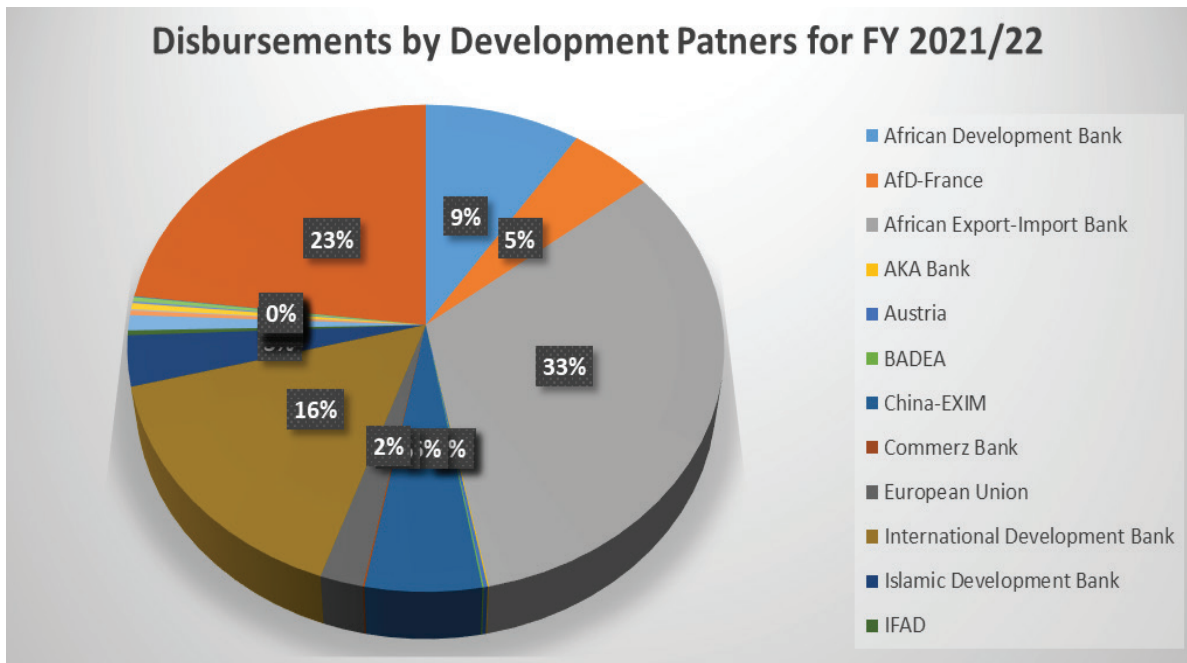


6.6 Loan Disbursements by Development Partner

During FY 2021/22, 33% of loan disbursements came from Afrexim Bank followed by UKEF with 23% and International Development Association (IDA) (16%), China (6%) and African Development Bank accounted for 9% of the Loan Disbursements as indicated in the chart below.



Figure 12: Loan disbursement by Development Partner as at 31st December 2021



Source: MoFPED

6.7 Key Constraints identified in Project Implementation

The key constraints identified during this period of review include:

- i. Design challenges, Delayed procurement, financial challenges, Right of Way and Contract execution. An example here is 132kV Mutundwe - Entebbe Transmission Line and Associated Substations Project. This project was marred with an initial challenge of line route selection. By the time of basic design, all the feasibility study routes were no longer feasible due to heavy construction developments. This same project has also had an investigation of whistle blower complaints and conducting due diligence of proposed contractors, and all these have derailed execution of the project.
- ii. Lengthy administrative reviews in the Procurement process. e.g., 132kV Mirama Kabale transmission line and distribution Project. These included delay in conducting physical due diligence after Evaluation (Lot 1). This was because the host firms delayed responding to the UETCL request to visit the facilities sighted by the bidder as experience. Noticeable delay was also on approvals of Lot 1 (transmission line) contractor due to the required investigation of whistle blower complaints. Blacklisted bidders. Two (2) of the previously recommended bidders for lot 2 (substations) were firms that were cross - debarred firms, and this led to a re - tender.
- iii. Land Acquisition challenges. The 132kV Mirama Kabale transmission line and distribution project has been performing well currently the Land acquisition for transmission line is at 85% with major challenges on the church land. The Catholic Church in Kabale has rejected any project activities on their land yet the EPC Contractor is already on ground and Construction is expected to be completed in September 2022.
- iv. COVID 19 lockdown delayed mobilization of equipment and plant due to restrictions in the export and transportation from overseas. Multinational Uganda/Rwanda: Busega - Mpigi and Kagitumba - Kayonza –Rusomo Road Project has suffered effects of the lockdown as well as



increase in scope of works due to route realignment to avoid the densely built - up settlements thereby reducing social disruptions.

- v. Inclement Weather experienced due to prolonged rainy season. Multinational Uganda/Kenya: Kapchorwa - Suam - Kitale and Eldoret Bypass Roads Project. Inclement weather has resulted in delays in execution of earthworks as well as Increase in scope of works especially quantities of excavation in rock, Land Slide and Slope Protection Works and Need for Increased Drainage Structures.
- vi. Procurement and GOU Budget Challenges. Upgrading of Luwero - Butalangu (29.6km) from gravel to paved standard has been marred with procurement challenges where procurement of the Civil Works Contract was halted due to the requirement by the funder (BADEA) that the Design review as undertaken by the Consultant must first be completed. In April 2021, BADEA rejected the Design Review recommendations because the cost exceeded the loan amount thereby necessitating re - scoping of the works which is ongoing. The decision to re - initiate the procurement for Civil Works is awaiting confirmation of funding sources (External funding or GOU) for the additional funds required on the project.

6.8 Measures to improve absorption and utilisation of external resources

Major disruptions were encountered during this reporting period due to the COVID - 19 pandemic. This posed a challenge to implementation teams in terms of access to project sites, materials, inputs among others however measures have been put in place to improve absorption and utilization of these resources:

- i. Improve project selection, design, appraisal, and analysis before the project is approved and sanctioned for funding. On this front, no new project will be considered for funding if it does not meet the requirements of the Project Implementation Management and the approval by the Development Committee. There must be a feasibility study done confirming the economic and financial viability of the project and the MDA must prove technical competence to implement the project.
- ii. The Ministry of Finance, Planning and Economic Development has established a study fund for project feasibility studies. The Ministry is determined to increase funding towards this area in each of the subsequent financial years.
- iii. Counterpart funding to projects has been prioritized and ring - fenced to enable MDAs undertake preparatory activities like ESIA, land acquisition, establishment of project implementation structures and preparation of necessary manuals to increase project readiness.
- iv. To avoid a challenge of Project land availability in terms of ownership, access and compensation, preference will be towards developing projects in sites where there are no encumbrances. Where inevitable, the MDA will be expected accommodate compensation/resettlement of the project affected persons (PAPs) within the MTEF. The MDA must provide evidence that the RAP/ PAPS have been identified. Chief Government Valuer' s office will be strengthened to address the inefficiencies attributed to compensation matters.
- v. Development Partners have been requested to support the development of capacities in procurement and finance within the sectors that are implementing projects. The Partners have also been urged to fasten the approval and issuance of no objections.
- vi. Procurement delays should be addressed with the enacting of the PPDA Act Amendments.



6.9 Alignment of Development Assistance to the NDP III

Table 10: Alignment of Projects to NDP II Programmes

Programme	Core Projects	Status as at 31 st December 2021
Agro - industrialization	Establishment of irrigation Systems project.	Secured loan financing from UKEF worth EUR 95.8 m; India Exim Bank worth USD 30 m, IDA worth USD 169 m for the establishment of irrigation systems
	Regional Agricultural Processing and Marketing (cassava, meat; grains; dairy; potatoes; Rice)	Secured funding from OPEC fund to support the National Oil Seeds Project in Agriculture amounting to USD 30 million co financing with IFAD to a tune of US\$ 103 million Secured Grant financing from EU to support meat industry; support from IFAD in support for Oil Palm development; Support from IDB and JICA for rice development
	Markets & Agriculture Improvement Project	Loan funding secured from AfDB worth USD 84.2 m to reconstruct 11 markets: support from AfDF for agriculture value chain development.
	Coffee Value Chain development project.	Received grant support from EU worth EUR 7.16 m for the EAC Markup Access programme that aims at addressing both supply side and market access constraints in cocoa and coffee value chains.
	Fish and Fish products Development Project	Grant financing from EU worth EUR 10 m to promote commercial aquaculture.
Tourism Development		Tourism Roads Development Project
i) Kabale – Lake Bunyonyi (8.0km)		Parliament approved a loan worth USD 68.5 m from AfDF to upgrade the roads. The financing agreement is yet to be signed
ii) Kisoro – Mgahinga National Park Headquarters (14.0km);		Parliament approved loan worth USD 235.46 m from AfDB to upgrade the road. The financing agreement is yet to be signed
iii) Kisoro - Nkuringo - Rubugiri – Muko (54.0km);		
iv) Rubugiri - Nteko Road (22.0km);		AfDB
v) Ishasha - Katunguru (88.0km);		Preparation mission is underway by the Islamic Development Bank to finance the project
vi) Kitgum - Olumu - Kalenga - Kapedo - Kaabongo (184km)		UKEF; SCB to finance the upgrading of the road infrastructure under review
Climate Change, Natural Resources, Environment, Land and Water Management Comprehensive Inventory of Land	Building Resilient Communities, Wetland Ecosystems and associated Catchments in Uganda	Secured financing from the AfD to construction of Water and Sanitation Infrastructure and Associated Activities worth EURO 80.98 million
		Grant funding secured from UNDP, GEF and GCF to support the project
		Funding secured from IDA to support land administration reforms under Competitiveness and Enterprise Development Project



Programme	Core Projects	Status as at 31 st December 2021
Private Sector Development	Micro, Small and Medium Scale Enterprise (MSME) Competitiveness Project	Capitalization of Strategic Public Corporations (UDB, UTL, UNOC and UDC) Secured Loans from IDB (USD 10 m), Kuwait Fund (USD 10.2 m), BADEA (USD 4.5 m), AfDB (USD 20 m), IMF (USD150m) and AfDF (USD 19.7 m) Secured financing from IDA for Competitiveness and Enterprise Development
Manufacturing	Construction of Border Export Markets especially for South Sudan and Eastern DRC Standard - Gauge Railway	Industrial Parks Development (Namanve, Bweyogere, Luzira, Soroti, Moroto, Mbale, Masaka, Jinja, Mbarara, Kasese, Luwero - Nakaseske, Arua, Gulu, Fort - Portal, Kabale, Hoima, Oraba, Onaka) Secured financing from UKEF – USD 243.31 m and SCB – USD 33.64 m, Financing from China Exim Bank USD 84.98 m Secured financing from IDA for the Great Lakes Trade Facilitation project that will construct Mpondwe Border Export Market Discussion with China Exim Bank for funding of the project underway
Integrated Transport Infrastructure and Services		Regional Trade Roads
	i) Rakai - Kafunjo - Isingiro - Kikagati (135km)	Yet to secure funding
	ii) Koboko - Yumbe - Moyo (105km)	Secured grant funding from IDA worth USD 130.8 m
	Rehabilitation of the Meter Gauge Railway	Secured funding from Spain and AfDB financing of the project. AfDB contributing USD 235 million
	Kabale Airport (Albertine Region)	Secured financing from UKEF & SCB to construct the airport
	Kampala – Jinja Expressway Highway	Secured financing AfDB, AFD, EU, and Private investor for the project. The financing agreement for AfDB has been signed. Financing agreement for AFD and EU yet to be signed.
	Busega – Mpigi Expressway	Secured financing from AfDB and AfDF worth USD 151 m to support construction of the expressway
	Kampala Flyover Construction and Road Upgrading Project	Secured Loan financing from JICA worth USD 181.72 m.
	Kibuye – Busega Express Highway	Discussions under way with JICA
	Rwekunye – Apac - Lira	Secured financing from IDB worth USD 210 m for the project
	Bukasa Inland Port	Secured loan financing from AKA Ausfuhrkredit - Gesellschaft – USD 12.17 m and Commerzbank AG – USD 35.59 m for Phase 1.
	Bridge Project (including Karuma, Laro-pi, Mpondwe & Semliki among others)	Discussions with JICA to finance Karuma Bridge with grant financing are on going



Programme	Core Projects	Status as at 31 st December 2021	
Energy Development		Industrial Substations Upgrade.	
	Kampala North Substations; Luzira, Iganga, Mukono, Namanve Upgrade)	(Lugogo; Mutundwe; Nkonge; Jinja; Rakai; Bushenyi; Kole; and Mubende)	
	Expansion and rehabilitation of the following transmission and distribution network	Proposal to secure cured financing from China Exim Bank	
		China Exim Bank	
	i) Masaka – Mwanza 220Kv	Discussions on - going with IDA to finance the Uganda - Tanzania Inter connector project.	
	ii) Olwiyo – Nimule – Juba 400Kv		
	iii) Grid Extension in North East, Lira and Buvuma Islands	viii) Nkenda – Mpondwe Secured financing from AfDB – Beni 220kV	
	iv) Kabale – Mirama Transmission Line		
	v) Masaka – Mbarara Transmission Lines	Secured financing from WB - IDA	
	vi) Ayago - Olwiyo	Secured financing from IDB	
	vii) Opuyo – Moroto 220KV - Karamoja	Secured financing from AFD, KfW	
		Secured financing from IDB	
Digital Transformation		IT Shared Platform (GOVNET)	Discussions on - going with IDA and China EXIM Bank on financing the project
Human Capital Development		Basic Requirements and Minimum Standards (BRMS) for education institutions.	Additional Financing for the Intergovernmental Fiscal Transfers Program has been secured to support the Human Capital Development Program
		(Quality enhancement actions like increasing the number of classrooms, reading materials, both primary and secondary schools, increasing the STEM/STEI physical infrastructure and transformation of stem research into commercialised products and services)	Secured USD 90 million to support the Uganda Secondary Education Expansion Project
		Develop 2 Regional oncology centers (Gulu and Mbarara) Develop a Centre of excellence for cardiovascular services	World Bank has supported Additional Financing for Reproductive, Maternal and Child Health Services Improvement Project Health amounting to USD 15.56 million
			Secured financing from UniCredit Bank Austria worth USD 8.87 m for Gulu
			We have requested the Arab Bank for Economic Development in Africa (BADEA, Opec Fund and Saudi Fund to Co - finance to a tun of USD 73 million for construction of the state of art Uganda Heart Institute.
Sustainable Development of Petroleum Resources	Hoima Oil Refinery	Scheduled to start FY2023/24	
	East Africa Crude Oil Pipeline (EACOP)	Proposal to borrow USD 130 million from the domestic market is before Parliament for approval	

Source: NDP III, MoFPED

7 NEW EXTERNAL FINANCING

The mandate to raise loans, grants and issue guarantees for and on behalf of the Government is solely vested in the Minister of Finance, Planning and Economic Development. This is stipulated in the Public Finance Management Act, 2015 (as amended), Section 36, 39 and 44. This section provides details of the fulfillment of the above - mentioned provision in the period since the publication of the previous Public Debt, Grants and Guarantees Report.

7.1 New Loans approved by Parliament in FY 2021/22

Article 159(1) of the 1995 Constitution of the Republic of Uganda grants Government the power to borrow from any source while Section 36(5) of the Public Finance Management Act, 2015 (as amended), provides that with the exception of loans raised for the management of monetary policy, or a loan raised through the issuance of securities, the terms and conditions of all loans raised by the Minister shall be laid before Parliament and shall not be enforceable unless it is approved by a resolution of Parliament.

In line with the above provisions, Parliament approved one loan during the period under review.

Table 11: Loans approved by Parliament as of 28th February 2022

Creditor	Project Name	Sector	USD M equivalent	Parliament Approval Date
World Bank	Uganda Secondary Education Expansion Project	Education	90.00	01 - Dec - 2021
TOTAL			90.00	

Source: MoFPED

The new loan is aimed at enhancing access to lower secondary education by focusing on underserved populations in targeted areas.

7.1.1 New loans approved by Parliament after publication of the FY 2020/21 Report

Section 42 (2) of the Public Finance Management Act, 2015 (as amended) requires that the report on management of public debt, guarantees and other financial liabilities of the Government is prepared and submitted by 1st April. Therefore, loans that are approved between March to June 2020 are captured in this section.

In 4th Quarter of FY 2020/21, Parliament approved several loans amounting USD 1, 651.18 million as indicated Table 12



Table 12: Loans approved after production of the FY 2020/21 Report

No	Creditor	Project Name	Programme	USD - Million	Parliament Approval Date
1.	AfDB	Meter Gauge Railway Project	Integrated Transport Infrastructure Services	235.22	11 th May 21
2.	AfDF	Meter Gauge Railway Project	Integrated Transport Infrastructure Services	130.40	11 th May 21
3.	AfDF	COVID - 19 Response Support Program	Public Sector Transformation	33.21	11 th May 21
4.	TDB	To finance the budget for FY2020/21	Public Sector Transformation	243.28	10 th May 21
5.	IDA	Additional Financing for the Intergovernmental Fiscal Transfers Program	Public Sector Transformation	251.96	11 th May 21
6.	World Bank	Additional Financing for Reproductive, Maternal and Child Health Services Improvement Project	Human Capital Development	15.56	10 th May 21
7.	World Bank	Investing in Forests and Protected Areas for Climate - Smart Development Project	Natural Resources, Environment, Climate Change, Land and Water Management	81.35	28 th April 21
8.	IDA	COVID - 19 Response and Emergency Preparedness Project	Human Capital Development	13.13	10 th May 21
9.	OPEC	National Oil Seeds Project	Agro - Industrialization	30.00	6 th May 21
10.	IFAD	National Oil Seeds Project	Agro - Industrialization	103.00	6 th May 21
11.	Spain	Refurbishment of Kampala - Malaba Railway - concessional terms	Integrated Transport Infrastructure Services	10.80	11 th May 21
12.	Spain	Refurbishment of Kampala - Malaba Railway line - commercial terms	Integrated Transport Infrastructure Services	19.97	11 th May 21
13.	AFD	Construction of Water and Sanitation Infrastructure and Associated Activities	Natural Resources, Environment, Climate Change, Land and Water Management	80.98	18 th March 21
14.	Afrexim	Budget Support – Tranche 1	Public Sector Transformation	236.32	10 th May 21
15.	Afrexim	Budget Support – Tranche 2	Public Sector Transformation	166.00	10 th May 21
Total				1,651.18	

Source: MoFPED



7.1.2 New Loans signed in FY 2021/22

A list of signed loans amounting to USD 628.79 million is as per Table 13 below.

Table 13: Loans signed in F/Y 2021/22

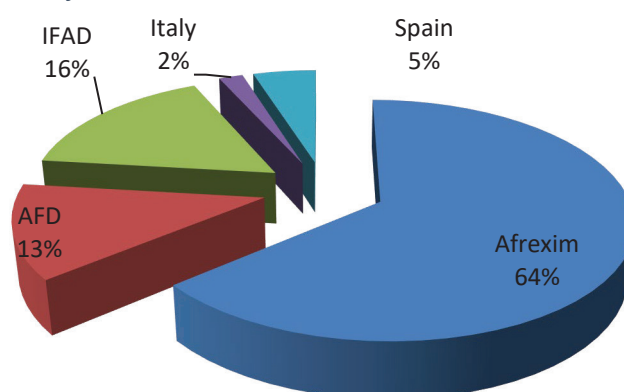
No.	Creditor	Sector	Project Name	Signature Date	USD - Million
1	Afrexim	Public Sector Transformation	Budget Support Tranche 1	13 - Sep - 21	236.32
2	Afrexim	Public Sector Transformation	Budget Support Tranche 2	13 - Sep - 21	166.00
3	AFD	Natural Resources, Environment, Climate Change, Land and Water Management	Construction of water and sanitation infrastructure and associated activities in the district of isingiro	21 - Sep - 21	80.98
4	IFAD	Agro - Industrialization	National Oil Seeds Project (NOSP)	12 - Jul - 21	103.00
5	Italy	Human Capital Development	Karamoja Infrastructure Development Project	19 - Aug - 21	11.72
6	Spain	Integrated Transport Infrastructure Services	Refurbishment of the Kampala - Malaba Metre Gauge Railway Line	06 - Aug - 21	10.80
7	Spain	Integrated Transport Infrastructure Services	Refurbishment of the Kampala - Malaba Metre Gauge Railway Line	06 - Aug - 21	19.97
Total					628.79

Source: MoFPED

7.1.3 New loans signed by Creditor as of 31st December 2021

In FY 2021/22, African Export - Import Bank (Afrexim) constituted the biggest portion of the signed loans accounting for 64% followed by International Fund for Agricultural Development (IFAD) which contributed 16% as indicated in Figure 13

Figure 13: New loans signed by Creditor as of 31st December 2021



7.1.4 Loans disaggregated by funding modality

For FY 2020/21, the loan financing is observed to have decreased by 21% compared to FY 2019/20. This is because Government is being cautious on the Debt position not to exceed the recommended Debt to GDP Ratio threshold of 50%.



Table 14: Loans disaggregated by funding modality

MODALITY	FY2016/17	FY 2017/18	FY 2018/19	FY 2019/20	FY 2020/21	FY 2021/22
Project (USD Million)	613.20	962.80	1, 192.75	1091.92	1, 584.00	90.00
Budget Support (USD Million)			200.00	1, 456.48	678.81	-
Total (USD Million)	61.320	962.80	1, 392.75	2, 878.67	2, 262.81	90.00

Source: MoFPED

7.1.5 Pipeline loans

Table below provides a list of pipeline loans that are prioritized for financing by the government and are under various stages of preparation and approval.

Table 15: List of Loans in Pipeline

Creditor	Project Name	MDA	Project Amount	Status
World Bank	Energy Access Scale Up Project	Energy&Mineral Development	USD 340M	Negotiated
World Bank	Investment in Industrial Transformation and Employment Project	Accountability	USD 150M	Negotiated
Saudi Fund	Construction and Equipping of Technical Institute for vocational Education and Training project – Phase II	Education	USD 16.20M	Awaiting Cabinet approval
KfW	Mbale Bulambuli Transmission line	Energy&Mineral Development	EUR 40M	Awaiting Cabinet approval
World Bank	Uganda Digital Acceleration Project – GOVNET	ICT	USD 140M	Awaiting Cabinet Approval
Standard Chartered Bank	Budget Support	Accountability	EUR 417M	Negotiated

Source: MoFPED

7.1.6 Creditor Terms

In line with the mandate of the Ministry to mobilize external financing to finance the priority projects, the Ministry negotiated and procured one loan during FY2021/22 on the following terms presented in Table 16.

Table 16: Creditor Terms for loans approved by Parliament, April 2021 - December 2021

Donor	TERMS				
	Maturity Period (Years)	Grace Period (Years)	Interest rate/Service Charge	Commitment Charges (p.a.)	Management Charges (up-front)
World Bank	38	6	0.75%		
AfDB	25	8	0.5% (EURIBOR – 6 months (- 0.505%) + Funding Margin (0%) + Lending Spread (0.8%) + maturity premium (0.2%))	0.25%	0.25%
AfDF	40	10	0.75%	0.5%	
IDA	38	6	0.75%		
OFID	20	5	Interest rate - 1.25% Service Charge – 1%		
IFAD	40	10	0.75%		

SPAIN – Concessional Terms	50	15	0.055%	0.1%	0.1%
SPAIN – Commercial Terms	20	5	2%	0.25%	0.25%
AFREXIM	10	3	5.5% (6 months EURIBOR+ margin 5.5%)	1.25%	2.2%
ITALY	32	21	0%		

Source: MoFPED

7.2 New Grants signed in FY 2021/22 as of 28th February 2022

Four Grant Agreements amounting to USD 253.13 million were signed during FY 2021/22.

Table 17: New Grants

No	Donor	Agreement Title	Programme	Signature Date	Amount – USD million
1.	Austria	Sector Budget Support to the Access to Justice Sub - Program	Governance and Security	23 Dec 21	9.01
2.	World Bank	Uganda COVID - 19 Response and Emergency Preparedness Project	Human Capital Development	17 Feb 22	180.3
3.	IDA	Secondary Education Expansion Project	Human Capital Development	24 Feb 22	61.43
4.	China	Technical Assistance under the South - South Cooperation with the People' s Republic of China in Support of the Agricultural Sector Strategic Plan in Uganda	Agro - Industrialisation	07 Feb 2022	2.39
Total					253.13

During the period under review, several Grants were referred to the Office of the Solicitor General for review and clearance. A list of Grants pending Solicitor General' s clearance is indicated in Table 18

Table 18: List of Grants pending clearance by the Solicitor General

No	Project Name	Funder	Amount
1.	Strengthening The capacity of 14 Regional Referral Hospitals in Uganda	Netherlands	EUR 55M
2.	Economic and Technical Cooperation Agreement Between GOU and the People' s Republic of China	China	RMB Yuan 140 Equivalent to USD 22M
3.	Technical Assistance under the South - South Cooperation with the People' s Republic of China in Support of the Agricultural Sector Strategic Plan in the Republic of Uganda (Phase 3)	Government of China through its Trust Fund in FAO and GoU	USD 12, 012, 841
4.	Sustainable, Resilient and Inclusive Food Systems Development	FAO	USD 2, 000, 000
5.	Cooperation Agreement for a Green Climate Fund Proposal for Readiness and Preparatory Support for Strengthening Adaptation Planning in Uganda	Green Climate Fund	USD 2.9M
6.	Northern Uganda Development of Enhanced Local Governance, Infrastructure and Livelihoods (Amendment No.1)	USAID	UGX 15.619 billion
7.	Local Climate Change Adaptive Facility (Local) Project	UNCDF	USD 50, 000
8.	Specific Agreement for a project entitled “Study and Expertise Fund” (SEF)	Belgium	EUR 500, 000

Source: MoFPED



7.2.1 Grants signed after production of the FY 2020/21 Report

Three (3) grants totaling USD 147.15 million were signed following the production of the previous report. This section presents details of the grants not captured in the previous report but signed before FY 2021/22. These are indicated in Table 19

Table 19: Grants signed after production of the FY 2020/21 report

SN	Dev' t Partner	Agreement Title	Signature Date	Programme	Amount USD M
1.	IDA	Uganda Investing in Forests and Protected Areas for Climate - Smart Development Project	22 - Jun - 21	Natural Resources, Environment, Climate Change, Land and Water Management	72.78
2.	IDA	Additional Financing for the Intergovernmental Fiscal Transfers Program	10 - Jun - 21	Public Sector Transformation	68.30
3.	IDLO	Support to the Justice, Law and Order Sector through Community Justice Program for the period 2020/21 -	05 - Feb - 21	Governance and Security	6.07
TOTAL					147.15

Source: MoFPED

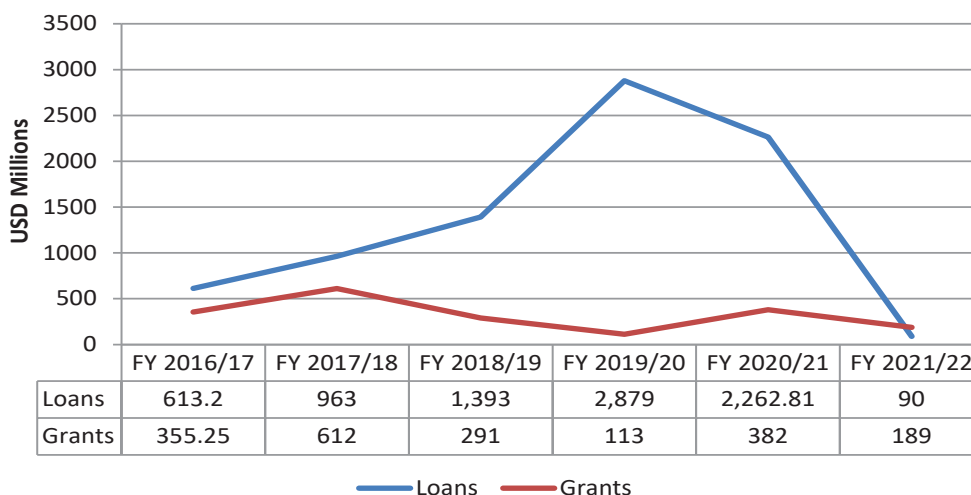
7.2.2 MDALGs authorised to receive grants on behalf of government

In accordance with Section 44, Subsection (1), (2) and (3) of the Public Finance Management Act, 2015, the Minister responsible for Finance gave exceptions and granted authority to various Ministries, Departments, Agencies and Local Governments to receive grants on behalf of Government. During the reporting period, MDALGs were granted Authority to receive a total of USD 16.6Million as detailed in Annex 2.

7.3 Trends in New External Financing

Over the last three financial years, there has been a decrease in new financing. This is attributed to Government's actions to ensure the Debt position does not exceed the recommended Debt to GDP Ratio threshold of 50%.

Figure 14: Trends in New External Financing from FY 2016/17 to FY 2021/22



Source: MoFPED



8 GUARANTEES AND CONTINGENT LIABILITIES

8.1 Government of Uganda Loan Guarantees as at 31st December 2021

As at the end of December 2021, a total of 7 guarantees amounting to USD 55.1 million were registered as active. These comprised of mainly two entities Uganda Development Bank Limited (UDBL) and Islamic University in Uganda (IUIU).

The total disbursed and outstanding guaranteed stock stood at USD 26.9 million as at the end of December 2021. Out of which, Islamic University in Uganda, a private education institution held 11% (USD 2.9 Million) and Uganda Development Bank, a public financial corporation held 89% (USD 24 Million).

The current exposure of Government to the disbursed and outstanding guaranteed debt reduced by 5.14% from USD 28.3 million as at December 2020 to USD 26.9 million as at December 2021. The decrease was mainly attributed to total repayments of USD 2, 202, 875 by UDBL on their loans and additional disbursement of USD 875, 614 under Exim India loan. The additional decrease of USD 130, 081 under IUIU for the Islamic Development Bank was attributed to foreign exchange rate differences between 2020 and 2021.

8.2 Performance of GoU Loan Guarantees

As at end December 2021, the nominal value of the disbursed and outstanding guaranteed debt to GDP stood at 0.1%. Outstanding debt service for the two entities increased by USD 0.28 million from USD 0.14 million as at end December 2020 to USD 0.42 million as at December 2021. The increment in exposure is attributed to non - payment by IUIU and it represents what the Government will have to pay if the guarantee is called.



Table 20: Guaranteed Debt stock and Government Exposure as at end December 2020

Beneficiary	Project	Creditor	Sector	Year signed	Guaranteed Amount	Tenure (Years)	Disbursed & Outstanding		Exposure Dec 2021	Performance
							Dec 2020	Dec 2021		
Islamic University in Uganda	Student's hostel	Islamic Development Bank (IDB)	Education	2004	4,302,676	25	2,223,673	2,127,064	348,368	In arrears. The university has not met its repayment obligation since June 2020
Islamic University in Uganda	Student's hostel project additional financing	Islamic Development Bank (IDB)	Education	2010	983,888	20	718,990	685,518	72,773	In arrears. The university has not met its repayment obligation since June 2020
Islamic University in Uganda	Constructing faculty of engineering, upgrade the library and purchase ICT equipment	Islamic Development Bank (IDB)	Education	2018	13,790,000	18	100,000	100,000	-	Delayed disbursement
Uganda Development Bank Limited	Private sector projects and trade transaction in the Republic of Uganda	BADEA (Private Sector Development)	Financial	2017	6,000,000	10	4,874,900	4,124,900	-	On schedule
Uganda Development Bank Limited	Private sector projects and trade transaction in the Republic of Uganda	Islamic Development Bank (IDB)	Financial	2017	10,000,000	8	2,378,758	1,863,382	-	On schedule
Uganda Development Bank Limited	On-lending exclusively to eligible projects in various sectors in Uganda Including in priority targeted sectors.	African Development Bank	Financial	2019	15,000,000	10	15,000,000	14,062,500	-	On-schedule repayment starts in 2021
Uganda Development Bank Limited	To finance import of goods and services from India.	Exim India	Financial	2019	5,000,000	7	3,052,857	3,928,471	-	On schedule
TOTAL					55,076,564		28,349,178	26,891,836	421,141	

The current portfolio of guaranteed loans also consists of long maturity periods ranging from 7 to 25 years with a weighted average maturity of 8 years, indicating a low annual exposure of Government in case of default as debt service is distributed across a longer maturity.

8.3 Newly approved Guarantees

As at end December 2021, 5 guarantees amounting to USD 84.8 million were approved by parliament as lines of credit to UDBL mainly to facilitate trade and finance projects, all these guarantees except the loan from Kuwait Fund for Arab Economic Development are still awaiting solicitor general's clearance. These guarantees are tabulated below.

Table 21: Status of Pipeline Guarantees

CREDITOR	PROJECT NAME.	Purpose of Funding	CREDITOR	PROPOSED GUARANTEED AMOUNT OF LOAN (USD)	Status
Uganda Development Bank	Line of credit to UDBL	Funds for project Finance especially women led projects and youth	European Investment Bank	15,000,000	Approved by Parliament but not yet signed
Uganda Development Bank	Line of credit to UDBL	Funding for Trade Finance projects	International Islamic Trade Finance Corporation	10,000,000	Approved by Parliament but not yet signed
Uganda Development Bank	Line of credit to UDBL	Funds for project Finance (SMEs in key growth sectors)	OPEC Fund for International Development	20,000,000	Approved by Parliament but not yet signed
Uganda Development Bank, Line of credit to UDBL USD 10 MN for Trade Finance and USD 10 MN for project finance. The Arab Bank for Economic Development in Africa. (BADEA) 20,000,000					Approved by Parliament but not yet signed
Uganda Development Bank	Line of credit to UDBL	Funds for project Finance	Kuwait Fund for Arab Economic Development (KFAED)	19,800,000	Signed on 17 th May 2021 and is now effective
Total				84,800,000	

8.4 Implicit Contingent Liabilities

8.4.1 Disbursed and Outstanding debt of State - Owned Entities and Extra - Budgetary Units

As at end June 2021, the stock of debt (direct domestic and external borrowing plus on - lent) of public entities amounted to UGX 7,085.4 billion (USD 1.992 billion), indicating a 31% decrease from UGX 10,273.8 billion (USD 2.8 billion) as at end of June 2020. The decrease can be attributed to repayments made on previously existing borrowings and less borrowing done in FY2020/2021 because of a moratorium placed on borrowing of state - owned enterprises due to the economic downturn caused by the COVID pandemic.



Table 22: Non - Guaranteed Debt and other Liabilities of SoEs and EBU

All in UGX Millions	Financial Years UGX	
	June 2021	June 2020
Domestic Borrowing	132,792	93,436
External Borrowing	146,306	611,754
Other debt (including lease contracts and overdrafts)	1,596,151	1,945,102
GoU On - Lent	5,210,151	7,623,475
Total outstanding debt excluding GoU on - lent loans	1,875,249	2,650,293
Total debt including GoU on - lent loans	7,085,400	10,273,768
Debt ratio (Total debt/total assets)¹	47.82%	46.54%
Liabilities from grants and GoU contributions	304,227	3,239,667

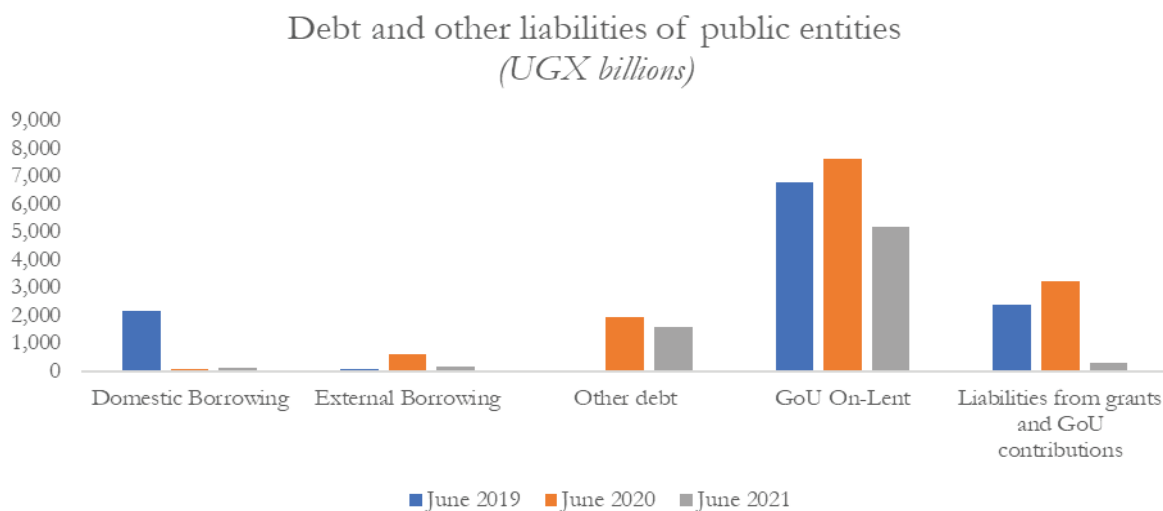
8.5 Stock of GoU on - lent loans

The stock of on - lent loans decreased by 31.7% from UGX 7, 623.5 billion as at June 2020 to UGX 5, 210.2 billion as at June 2021. The on - lent loans provided to UEGCL and UETCL accounted for more than 99 percent of the total stock. The financing for the public entities has mainly been provided for the development of priority energy generation and transmission projects. The total stock of GoU on - lent loans accounted for 73.5% percent of the total debt stock as of June 2021.

8.6 Grants and GoU contributions

Liabilities of public entities from subsidies, grants and GoU contributions amounted to UGX 304.2 billion at end of June 2021, indicating a 90.6 percent decrease from UGX 3, 239.7 billion as at end of June 2020. The overall average dependency of the public entities on these central government financial sources decreased from 84 percent in June 2020 to 4 percent in June 2021. While also the percentage of loss - making entities increased by 0.5%, the number of loss - making public entities is high, standing at 28.2 percent of the total number of entities included in the analysis.

Figure 15: Distribution of debt and other liabilities of SoEs and EBU



1 This is calculated for those entities with Debt only.



8.7 Non - Guaranteed Debt and Other Liabilities of Local Governments

In FY2020/21, no district local government had any debt. Total liabilities stood at UGX 8,330 million, indicating a decrease of 94% from UGX 136,880 million in FY2019/2020. This was attributed to a fall in current liabilities as well as a reduction in capital grants.

From the observed numbers it was noted that LG debt poses the lowest fiscal risk compared to Guarantees, SoEs and EBUs.

Table 23: Contingent Liabilities arising from Local Governments

Category	June 2020 (UGX millions)	
Domestic loans	-	1
External loans	-	-
On - lending	-	-
Total outstanding debt including GoU on - lent	-	1
Current liabilities (including payables)	2,849	102,007
Other debts (including lease contracts and overdrafts)	-	-
GoU contributions	-	-
Capital grants	-	26,682
Pension liabilities	1,602	8,190
Total (Implicit contingent liabilities)	8,330	136,880

Source: MoFPED²

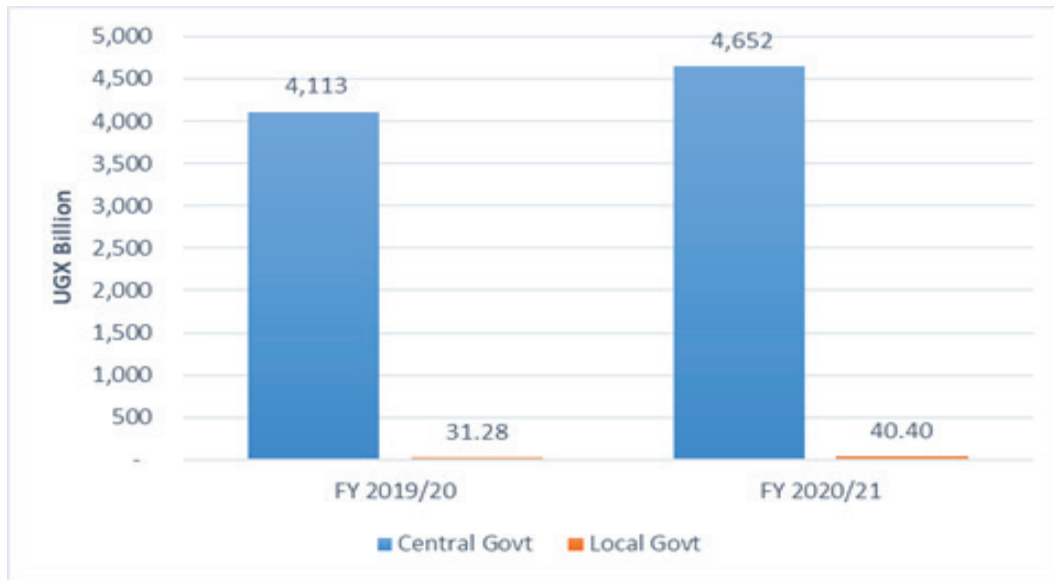
2 Data in the table ... above is based on 78% of the total analyzed financial statements for r financial statements of local Government collected during the field work exerciselocal Governments (FY2019/20).



9 DOMESTIC ARREARS AS AT JUNE 2021

The total stock of domestic arrears rose from UGX 4, 144 bn in FY 2019/20 to UGX 4, 692 bn in FY 2020/21 representing a 12% increase in total stock of domestic arrears as of June 2021. The Central Government arrears accounted for the biggest part of the arrears.

Figure 16: Distribution of Domestic Arrears



9.1 Central Government Domestic Arrears

As at end June 2021 the total domestic arrears for Central Government (CG) for FY 2020/21 stood at UGX 4, 651.83 bn from UGX 4, 113.05 bn in FY 2019/20 representing a 12% increment. Despite the increase in total CG domestic arrears, a considerable reduction is observed in most of the arrears categories apart from Court awards and Compensations, Good & Services and securities.

Table 24: Central Government Domestic Arrears in UGX Billions

Category	FY2019/20	FY2020/21
Utilities	62.52	6.45
Rent	20.80	9.10
Contributions to Int Organisations	106.79	82.69
Court awards and Compensations	848.91	901.60
Taxes and Other deductions	96.83	5.66
Goods & Services	791.94	1, 009.43
Pension liabilities	274.49	-
Securities	-	2, 077.05
Others	1, 911.03	559.86
Grand Total	4, 113.05	4, 651.83

Source: MoFPED



9.2 Local Government Domestic Arrears

The total Local Government domestic arrears for FY 2020/21 amounts to UGX 40, 401 million compared to UGX 31, 279 million in FY 2019/20 representing a 23% increment.

Table 25: Local Government Domestic Arrears in UGX Million

Category	FY 2019/20	FY 2020/21
Trade Creditors	8, 619	10, 379
Sundry Creditors	6, 154	6, 824
Committed Creditors	2, 098	2, 814
Withholding Tax Payable	827	426
Borrowings	995	778
Miscellaneous Accounts payable	740	1, 199
Pension & Gratuity	11, 845	17, 981
Grand Total	31, 279	40, 401

Source; MoFPED



10 COVID - 19 FINANCING.

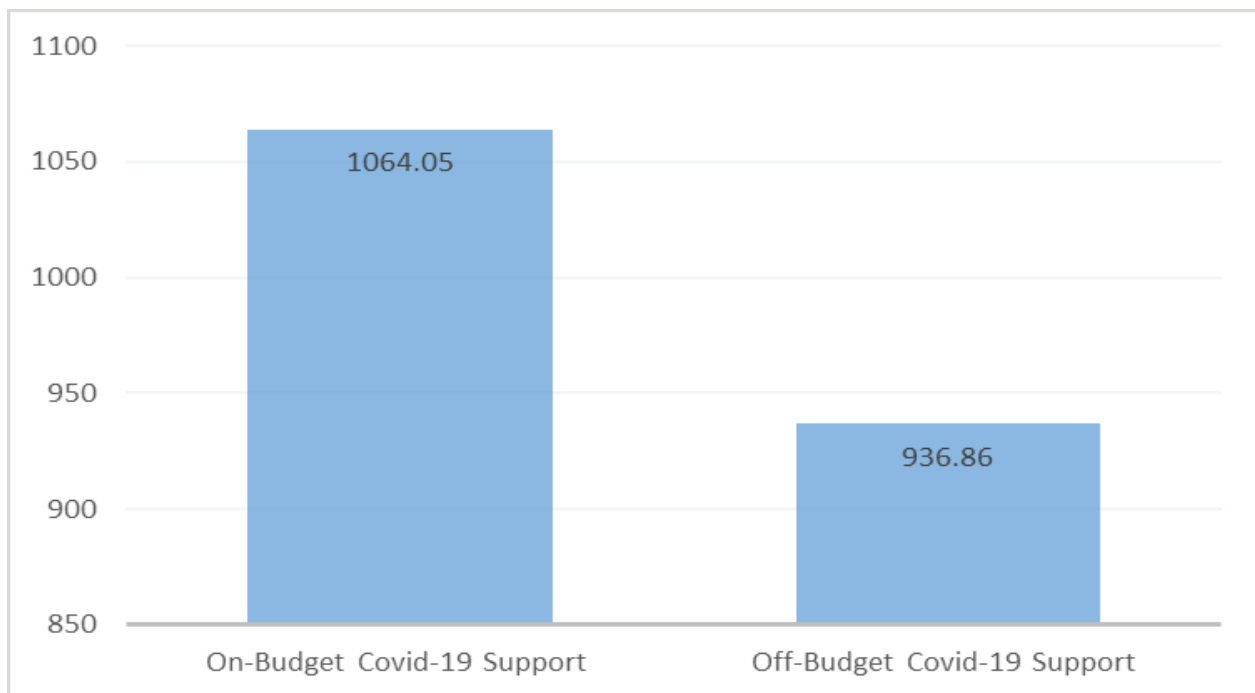
10.1 COVID - 19 Support received from Development Partners

The outbreak of COVID - 19 in March 2020 posed challenges for budget credibility during FY 2021/22 because of the need for resource reallocations to address the effects of the Pandemic.

The global impact of COVID - 19 pandemic on most economies worldwide attracted both on budget and off budget support from Development Partners, Civil Society and private sector players to augment Government's efforts of addressing the effects of the Pandemic. Because of the need to specifically follow up on Covid 19 support to Uganda, this section has been added. However, most of it has already been reported in other sections of this report.

The government received a total of USD 2, 001.36 million as support towards COVID - 19 interventions from various Developments. Out of this, On - Budget Covid - 19 accounted for USD 1, 064.5 Million and Off - Budget Covid - 19 Support accounted for USD 936.86 million as shown in figure 17 below.

Figure 17: Distribution of COVID - 19 Support in Uganda



10.2 On - Budget COVID - 19 Support

Since the outbreak of the COVID - 19 pandemic, a total of USD 1, 064.5 million has been committed by various Development Partners through Loans and Grants as support towards COVID - 19 interventions

Table 26: On budget Covid - 19 support to government

DP	Project Name	Type of Funding	Sector	Amounts in USD (million)	Status
IDA	From the Contingency Emergency Response Component towards COVID - 19 response	Loan	Health	12.50	Fully Disbursed
IDA	COVID - 19 Response and Emergency Preparedness Project	Grant	Health	2.70	Fully Disbursed
IMF	Balance of Payment Support and Budget Support	Loan	Accountability	498.70	Fully Disbursed
IDA	COVID - 19 Economic Crisis and Recovery Development Policy Financing	Loan	Accountability	300.00	Fully Disbursed
ADB	Support towards revenue shortfalls	Grant	Accountability	31.64	Fully Disbursed
JICA	Economic and Social Development Programme for provision of COVID - 19 Equipment	Grant	Health	3.72	Fully Disbursed
EU	Support Budget from already committed resources	Grant	Accountability	6.00	Fully Disbursed
IDA	COVID - 19 Education Response Project	Loan	Education and Sports	14.7	Fully Disbursed
IDB	Savings from concluded projects towards COVID - 19 response interventions	Loan	Accountability	13.79	Fully Disbursed
IDA	Additional Support to the Uganda COVID - 19 Response and Emergency Preparedness Project	Grant	Health	180.30	Signed on 17/02/2022
Grand Total				1,064.5	

10.3 Off - Budget COVID - 19 Support

Some Development Partners opted to directly provide COVID-19 support to their target beneficiary institutions in form of cash, donations and or in kind. This support was not channeled through Central Government Systems but rather given directly to preferred institutions as off-budget COVID-19 as indicated in table 27 below.

Off - budget support is therefore that which comes to support government interventions but outside the Government systems. The off-budget COVID - 19 support was through cash, donations, in kind from various Development Partners as indicated in table 27 below:



Table 27: Off Budget COVID 19 Support

DP	Support Modality	Recipient	Amounts committed (USD Million)	Status
WHO	Grant	MoH, Makerere University and GoU	15.68	Fully disbursed
ECHO	Cash	Govt through UNHCR	4.68	Outstanding balance of 285,746
USA	Cash	Govt through UNHCR	9.19	Outstanding balance of 560,771
Education Cannot Wait	Cash	Govt through UNHCR	0.48	Outstanding balance of 446,009
CERF	Cash	Govt through UNHCR	2.00	Outstanding balance of 1,877,934
Latter - day Saints Charities (USA)	Cash	Govt through UNHCR	0.56	Fully disbursed
UNF	Cash	Govt through UNHCR	1.00	Outstanding balance of 938,967
Finland	Cash	Govt through UNHCR	0.60	Outstanding balance of 560,385
Unilever (UK)	In - kind	Govt through UNHCR	0.05	Fully disbursed
LTA Research and Exploration (USA)	In - kind	Govt through UNHCR	0.52	Fully disbursed
Denmark	Cash	Govt through TMEA, WFP, UNFPA	49.79	Fully disbursed
Belgium	In - kind	MOH	86.71	Delivered
Enabel	media monitoring	MOH	763.51	Delivered
JICA	Grant	Through MoWE to O&M TCP Beneficiary Districts service centers including Mubende, Mpigi, Gomba, Kiboga Kassanda, Mityana, Mpigi, Butambala, Kiboga and Kyankwanzi and ACHEST	2.09	Dully disbursed
GRAND TOTAL			936.86	



11 OFF BUDGET SUPPORT

11.1 Introduction

This section analyses all Official Development Assistance (ODA) that is not channeled through Government systems and structures both in the form of disbursement and management. This form of assistance is not appropriated by Parliament.

The Ministry is committed to ensuring that all off-budget support is reported in the Aid Management Platform (AMP). This was a move from using Excel sheets for submission of information to the use of an online system which could be accessed from any part of the globe. Development Partners are required to report all their financial support in AMP especially for off-budget since Government has no control over these funds.

Bringing Development Partner support on budget is crucial to achieving self-sustainability and government ownership. This explains why Government of Uganda has issued a circular to Development Partners providing guidelines on how to shift their support onto the budget to achieve better aid effectiveness.

It is important that this information is updated on a regular basis in the Aid Management Platform (AMP). AMP is an online central repository of all information relating to external financing; therefore, all Development Partners and Accounting Officers are encouraged to provide information for purposes of mutual accountability. The system can be accessed at amp.finance.go.ug/portal

11.2 Off Budget by Development Partner

In FY 2021/22, Majority of off-budget support was from UNICEF with USD 56 million. This is followed by Sweden with USD 24.3m.

Table 28: Off Budget support by Development Partner

SN	Development Partner	Amount in M(USD)
1.	DANIDA	9.5
2.	EU	8
3.	GERMANY	12
4.	IDA	4.1
5.	UK	22.7
6.	Netherlands	5.7
7.	UNICEF	56
8.	USAID	2.6
9.	SWEDEN	24.3

Source: AMP



12 TECHNICAL ASSISTANCE

12.1 Introduction

Technical assistance is a form of aid given to less - developed countries by international organizations such as the United Nations (UN) and its agencies, individual governments, foundations, and institutions. TA essentially comprises of any form of non - financial aid aimed at supporting capacity development efforts of the recipient country. Its objective is to provide those countries with the expertise needed to promote development.

Uganda has received both long term and short - term TA from both national and foreign sources, in the form of expert personnel, training, support equipment, consultancies, study visits, seminars and various forms of non - financial assistance from various Development Partners such as the African Development Bank (ADB), World Bank, Japan, Austria, European Union among others.

12.2 Benefits of Technical Assistance

Following the low staffing rates of an average of 60% in Ministries, Departments and Agencies, Local Governments, Technical Assistance bridges the gap of inadequate human capital which has improved the delivery of projects and programmes.

TA is readily available and committed to achieving goals of Government. On the other hand, it creates jobs especially for the donor countries which create healthy working relationships between Government and Development Partners.

It enhances institutional strengthening through delivery of office equipment such as computers and vehicles used for and smooth operation of activities.

12.3 Challenges of Technical Assistance

It undermines capacity building of citizens and sustainability once the experts return to their countries.

They are sometimes incompetent as they continuously apply the same theories used in other countries, yet different countries apply different policies.

Technical Assistance is expensive to acquire

12.4 Recommendations

Technical Assistance should be acquired where necessary to avoid duplication. The Government has initiated a process of pooling common Tas between MDAs to minimize wastage in areas where MDAs require similar TAs.

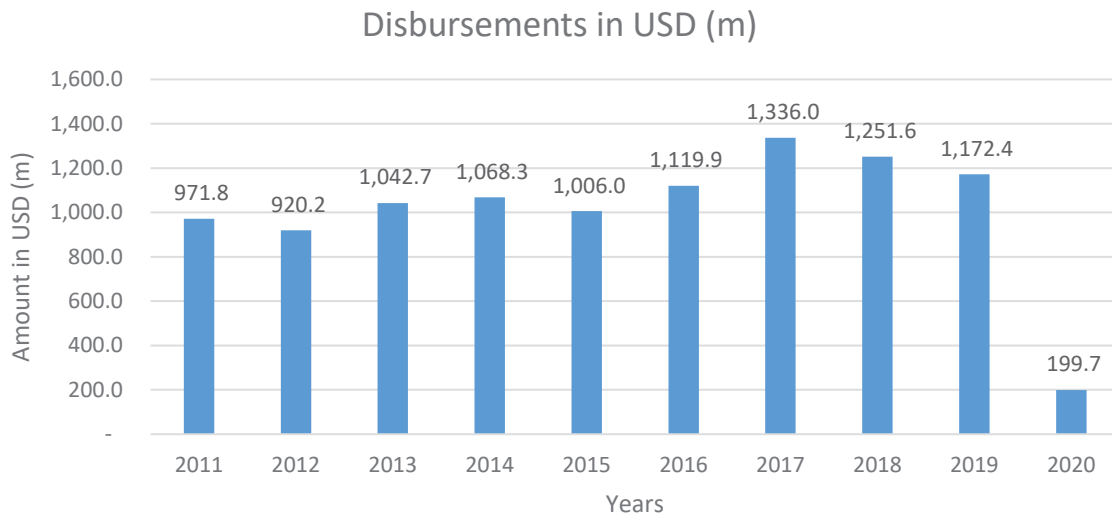
Government should embark on creating a criteria or capacity assessment which will guide the identification of areas of need for Technical Assistance to ensure that all TA is procured in line with Demand requirements.

Sustainability of TA outcomes should be enhanced by introducing a mechanism where technical experts train and mentor employees of beneficiary institutions to carry on the work, even beyond after the period of employment of the TAs.



Below are graphs showing disbursements of Experts and Technical Assistance.

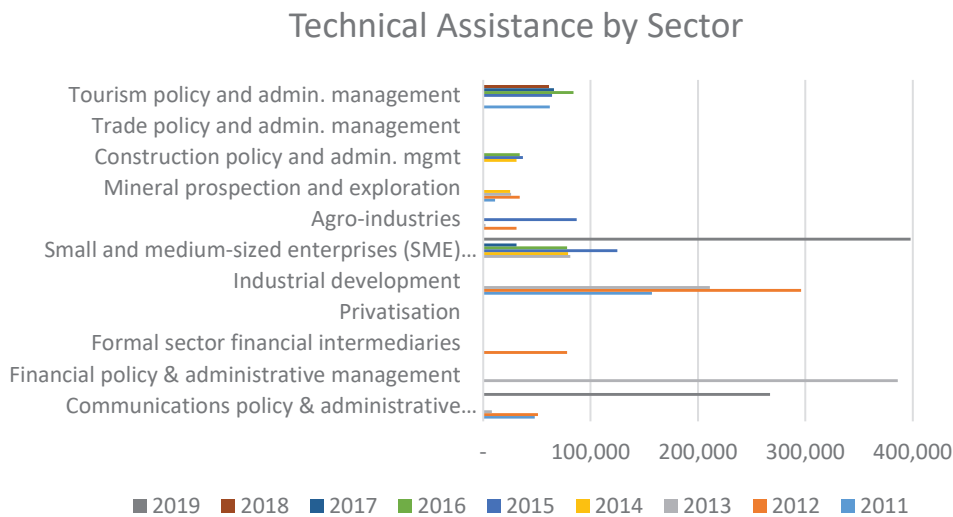
Figure 18: Gross Disbursement of Experts and TA for Uganda from 2011 to 2020



Source: OECD – DAC Credit Reporting System

There was a general increase in TA received in Uganda from 2012 and peaking in 2017 with USD 1,336 million as per the graph above, however reducing by over USD 1,137 million in 2020. Figure 19 shows the trends in experts and technical assistance received in Uganda from 2011 to 2020.

Figure 19: Technical Assistance by sector in Uganda in 2020



Source: OECD – DAC Credit Reporting System

Uganda has received TA in all sectors. However, among the few examples shown in the graph above, Agro - industries have dominated with 400,000 million USD. However, Tourism, communication etc. have had the lowest Technical Assistance

Government should therefore take deliberate efforts in reaching out to development partners to increase support to Uganda in the areas with less or no TA.



13 REGIONAL COOPERATION

13.1 Introduction

This Ministry has continued to strengthen and promote regional cooperation initiatives through advancing Uganda's interests in the EAC, IGAD, COMESA, African Union, NEPAD, Great Lakes, African Union, and the world at large (Other Economic Communities) for those with strong economic cooperation ties with the country. Within the EAC region, the Ministry is working with partner institutions to deepen economic integration through increased competitiveness, investments, production, and trade. These are all geared towards deepening integration as envisaged within the EAC. The Ministry has participated in regional economic peer to peer reviews, information sharing portals, bilateral meetings, and other exchanges.

In general, regional cooperation has been consolidated in trade, industry, education, health, energy, transport, security, agriculture, social and cultural, political and water sectors as illustrated in Annex 3.

13.2 Regional Projects

The government has also championed the following projects in the transport and infrastructure sector:

Upgrade of Kapchorwa - Suam road (73km); Rukungiri - Ishasha - Kihhi road (78.5km); Upgrade of Bumbobi - Lwakhakha road (44.5km); Masaka/Mutukula (89km) - Kyaka & Bugene - Kasulo - Kumunazi road; Mbarara - Ntungamo - Kabale - katuna northern corridor route & Kisoro link; Meter Gauge Railway Project; Kampala Jinja Expressway Project (KJE); Upgrading Kabale - Lake Bunyonyi/Kisoro - Mgahinga Road project; Upgrade of major roads like Atiak - Nimule Road linking Uganda to South Sudan; Refurbishment of the Metric Gauge Railway line Kampala - Malaba (URC Capacity Building Project); Multinational Lake Victoria maritime Communication and Transport Project;

Under the agriculture sector, the following projects have been realized:

Value Chain Approach for Economic Integration & Self-Reliance of Refugees and Host Communities in East Africa; Codex Trust Fund; Integrated Country Approach (ICA) for boosting jobs for youth in the agri - food system; Agricultural Climate Resilience Enhancement Initiative; EU - EAC True Fish Farming Story in L.Victoria.

Other projects in several sectors like trade, climate change, health, energy, and finance included:

Investing in Forests and Protected Areas for Climate - Smart Development; Regional Integration Implementation Programme (RIIP II); The Albertine Region Sustainable Development Project (ARSDP); Interconnection of Electric Grids of Nile Equatorial Lake Countries (NELSAP); East Africa Public Health Laboratory Networking Project; Capital Markets Infrastructure project.



13.3 Regional Project rationale

- i. The KJE will reduce congestion in the capital city, act as a regional transit hub by linking Uganda, Rwanda, Burundi, South Sudan and the DRC to the Kenya Mombasa maritime port. The project has a capacity building component for East Africans.
- ii. Railway projects include rehabilitation of the 270 km Malaba - Kampala railway line: and construction of the 472 km Mombasa - Nairobi Standard Gauge Railway line.
- iii. The ARSDP for Uganda is intended to improve regional and local access to infrastructure, markets, and skills development in the Albertine region.
- iv. RIIP earmarked construction of five Border Export Market Zones (BEZ) at Busia, Lwakhakha, Oraba, Katuna and Elegu border posts which are in final phase of completion and are intended to boost economic cooperation and trade with neighbouring partners.
- v. NELSAP is to link Uganda - Kenya (220KV, 127km) and Uganda - Rwanda (220KV, 66km) among others to promote regional power trade.
- vi. MARKUP aims at promoting coffee and cocoa to the European and other international markets.

13.4 Challenges

- i. Low absorption especially regarding civil works resulting in slow physical progress rate due to under mobilization by contractors.
- ii. Procurement management challenges and delays.
- iii. Land acquisition challenges as a result of Project Affected Persons (PAPs) compensation amounts disputes and delayed payments.
- iv. Harsh weather conditions like heavy rains affect progress of civil works.
- v. Project management challenges.
- vi. Differing State interests and politics usually impact on delivery and costly policy options.

13.5 Recommendations

- i. Line Sectors should be mindful of social safeguards to curb risks associated with donor suspension of projects.
- ii. Capacity of in - house supervision teams should be strengthened to ensure quality of work.
- iii. Enhance project contract management.
- iv. Access to project sites/ right of way should be expedited before project commencement.
- v. Expedite implementation of the RAPs ahead of time.
- vi. Prioritize out of court settlements as much as possible for all project related disputes.



14 CLIMATE FINANCE SECTION F/Y 2021/2022

14.1 Introduction

Government of Uganda receives both National and Regional climate change financing from the following international funding mechanisms; Green Climate Fund (GCF), Adaptation Fund (AF), the Global Environment Facility (GEF), Nationally Determined Contributions' funding support partners (NDCP) and other United Nations' Agencies.

14.2 New Climate Finance Projects F/Y 2021/2022

In Financial year 2021/2022, a total amount 456.9 million US Dollars was mobilized to fund new Adaptation and Mitigation climate change projects in Uganda, as listed in table 29 below.

Table 29: New funding for climate change projects for FY 2021/22

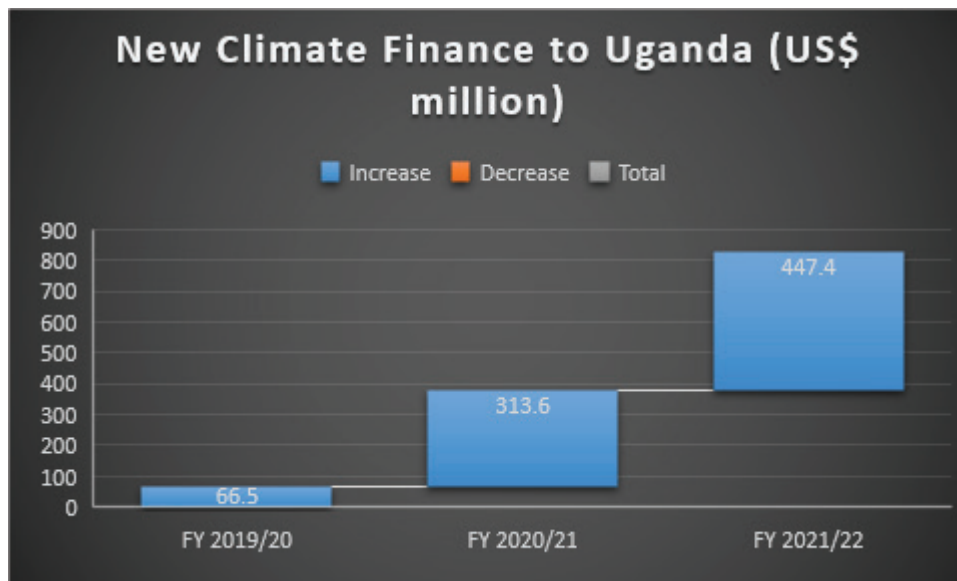
Project Title	Funder	Nature	Amount (US\$ million)	Instrument	Signature Date
Pro - Resilience Action project	European Union	Adaptation	4.55	Grant	1 st September 2021
Irrigation for Climate Resilience Project (ICRP)	World Bank	Adaptation	169.2	Loan	30 th October 2021
Local Climate Adaptive Living Facility (LoCAL) project	Belgium	Adaptation	7.35	Grant	8 th November 2021
Solar Powered Irrigation and Water Supply System Project	United Kingdom	Adaptation	115.84	Loan	10 th October 2021
Investing in Forests and Protected Areas for Climate - Smart Development Project.	World Bank	Mitigation	148.2	Loan	18 th November 2021
NDC Partnership – In country facilitator	FCDO (UK)		0.0637	Technical Assistance	7 th September 2021
NDC Action – Facilitating implementation of climate - resilient and low - carbon development aligned with national and global goals	Germany (IKI)	Mitigation/ Adaptation	0.557	Grant	14 th September 2021
Strengthen an Innovative System for the reduction of Greenhouse Gas Emissions and environmental impacts of the nascent beef industry in Uganda in support to rural sustainable transformation (SIRGE)	European Union	Mitigation	2.27	Grant	1 st July 2021
TOTAL			447.4		

Source: Climate Change Department

New financing from the World Bank, Global Environment Facility, EU, Germany, Belgium and the United Kingdom have led to a 45.5% increase in climate finance mobilization efforts to Uganda for the FY 2021/22. This trend is expected to continue owing to the continued increase in new climate finances to Uganda over the last three years as illustrated in the chart below.



Figure 20: Growth Trend of new Climate Finance

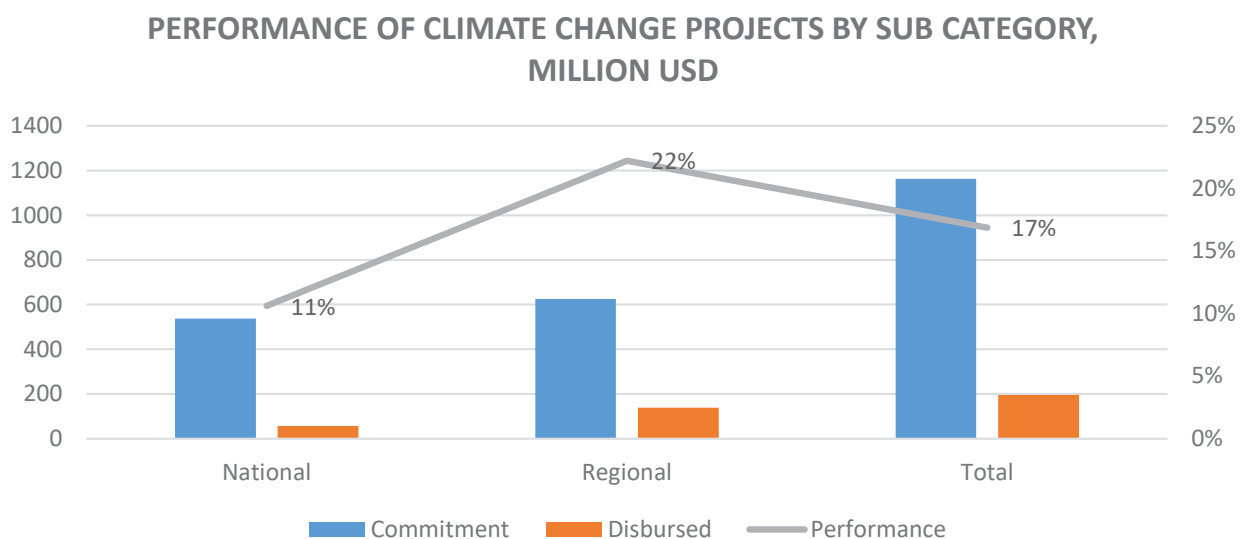


Source: Climate Change Department/MWE

14.3 Performance of ongoing Climate Finance Projects, F/Y 2021/22

Overall financial performance of climate change projects in the financial year is at 17% as measured by a disbursed amount of USD 195.5 million against a total commitment of 1.17 billion USD. Figure 21 below shows that regional projects disbursed at an average rate of 22% while national projects performed at 11%. This Low overall disbursement rate is attributed to a number of new big projects under the NDC Partnership and other United Nations Agencies category that are still at the commencement stage.

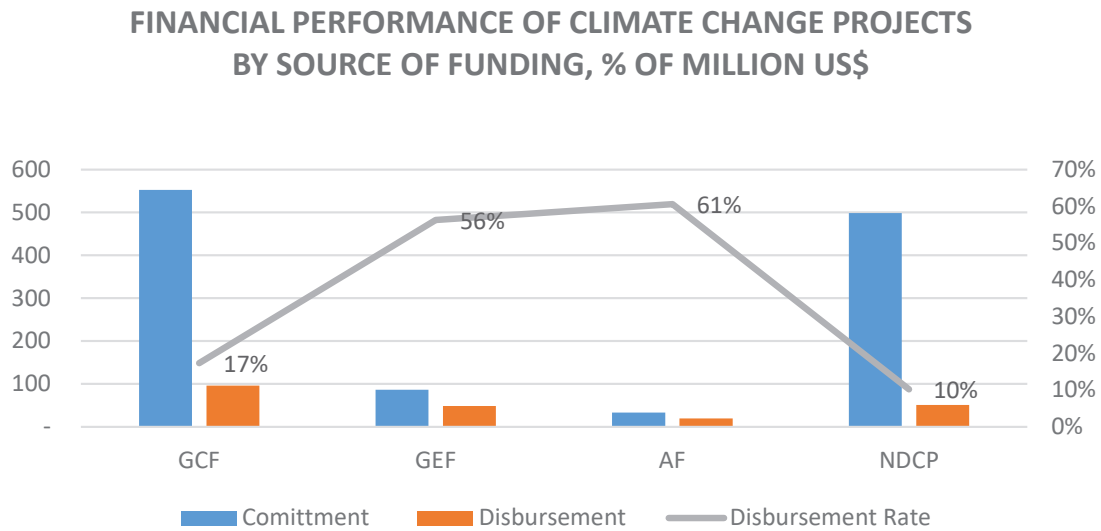
Figure 21: Performance of Climate Change projects grouped by subcategory (National or Regional)



Source: GCF, GEF, AF and NDCP



Figure 22: Performance of Climate Change projects grouped by source of funding



Source: GCF, GEF, AF and NDCP

The performance by source is that 17% of the funds from GCF were disbursed, 56% of funds from GEF were spent, 61% of the funds from AF were disbursed, 10% of the funds committed by NDC Partnership support partners including the UN agencies like World Bank, FAO, UNDP and UNEP were disbursed by the end of the reporting period. Performance of the NDC Partnership Support partners including the UN sourced projects is slightly lower than the others because there are new projects in the respective portfolios which have only minimally disbursed after becoming effective towards the end of the financial year.

14.4 Climate Change Project Performance Challenges

The above performance can be attributed to the following challenges:

- 1) The recent Government initiatives towards management of the CoVID - 19 pandemic
- 2) Limited capacity for preparation and implementation of climate change related projects
- 3) Delayed disbursement by the financiers and the intermediaries Implementation Agencies
- 4) Lack of effective and affordable technologies
- 5) Low advocacy regarding climate change issues.



15 CONCLUSION

The prevalence of effects of the Covid 19 all over the Globe did not spare the financing operations of the government of Uganda. Amid low Domestic Revenue Performance in Financial Year 2021/22 as of 31st December 2021 and several delays in approval of new grants, the effects of the Covid 19 pandemic necessitated borrowing from both the domestic market and external sources to finance emergency priorities. Therefore, the level of public debt increased during FY 2021/22.

However, the level of public debt is expected to remain sustainable over the medium to long - term because of the focus on effective Public Investment Management efforts for maximum gains on capital employed and concerted Domestic Revenue mobilization to tap into revenue proceeds of increased production resulting from a robust Industrialization drive.

During the period of reporting, the government carried out a comprehensive project review process to exit projects that had chronically underperformed to create additional fiscal space for new feasible investments in line with the priorities set out in the National Development Plan III (NDP3). Additionally, measures including deliberate study of projects through dedication of funds for feasibility studies, and advance budgeting for counterpart funds to avoid delays in project execution have been reinvigorated to improve performance of projects financed through domestic and external financing.

Regarding Domestic Revenue, interventions are being introduced towards supporting effective and efficient tax administration as laid out in the Domestic Revenue Mobilization Strategy for Uganda.



ANNEX 1: GLOSSARY

Glossary of Debt Terms and other commonly used terms

Average Time to Maturity (ATM): This provides an indicator for the average life of debt. It measures the average length of time it takes for debt instruments to mature and therefore the extent of the refinancing risk exposure. A long ATM implies lower refinancing risk exposure, and vice versa.

Average Time to Re - fix (ATR): ATR provides a measure for the average length of time it takes for interest rates to be reset. The longer the period, the lower the interest rate exposure.

Bilateral Creditor: A type of creditor in the context of external debt. Official Bilateral creditors include governments and their agencies, autonomous public bodies or official export credit agencies.

Borrower (debtor): The organization or the entity defined as such in the loan contract, which usually is responsible for servicing the debt.

Bullet Repayment: The repayment of principal in a single payment at the maturity of the debt.

Concessional Loans: These are loans extended on terms substantially more generous than market loans. Concessionality is achieved either through interest rates below those available on the market or by longer grace periods, or a combination of these. Concessional loans typically have long grace period.

Creditor: The organization or entity that provides money or resources and to whom payment is owed under the terms of a loan agreement. It's an entity with a financial claim on another entity.

Debt Default: Failure to meet a debt obligation payment, either principal or interest

Debt Disbursed and outstanding: The amount that has been disbursed from a loan commitment but has not yet been repaid or forgiven.

Debt Refinancing: Debt refinancing involves the replacement of an existing debt instrument or instruments including any arrears with a new debt instrument or instruments.

Debt Service: Refers to payments in respect of both principal and interest. Actual debt service is the set of payments made to satisfy a debt obligation, including principal, interest, and any late payment fees. Scheduled debt service is the set of payments, including principal and interest, which is required be made through the life of the debt.

Debt: All Liabilities that are debt instruments.

Disbursed Loans: The amount that has been disbursed from a loan but has not yet been repaid forgiven.

Domestic debt stock/GDP: This is a commonly used measure of the level of domestic debt relative to the size of the economy.

Domestic debt stock/Private Sector Credit (PSC): This ratio helps monitor the extent to which government borrowing may be crowding out the provision of credit to the private sector.



Domestic Debt: Debt liabilities owed by residents to residents of the same economy.

Domestic Interest Cost/Domestic Revenue (excluding grants): This ratio captures the budget sustainability of the domestic debt burden. The benchmark captures the relatively higher risk of accumulation of domestic debt in Uganda due to the relatively low level of Domestic revenue to GDP.

Domestic Interest Cost/Total Government expenditure: This ratio describes the share of total government expenditure that is directed to pay domestic interest costs. This therefore provides an indication of the extent to which available resources are used to meet finance costs at the expense of growth enhancing activities. The higher the ratio, the higher will be the risk of holding back economic growth.

External Debt: At any given time, is the outstanding amount of those actual current, and not contingent, liabilities that require payment(s) of interest and/or principal by the debtor at some point(s) in the future and that are owed to non - residents by residents of an economy.

Face Value: Face value is the undiscounted amount of principal to be paid to the holder at maturity (e.g., the redemption amount of a bond).

Gross Domestic Product (GDP): Essentially, the sum of the gross value added of all resident producer units plus that part (possibly the total) of taxes on products, less subsidies products, that is not included in the valuation of output.

Interest: This is a form of investment income that is receivable by the owner of financial assets for putting such assets and other resources at the disposal of another institutional unit.

International Monetary Fund (IMF): Following the Bretton Woods Accords and established in 1945, the IMF is a cooperative intergovernmental monetary and financial institution with 187 member countries. Its main purpose is to promote international monetary cooperation so to facilitate the growth of international trade and economic activity more generally. The IMF provides financial resources to enable its members to correct payments imbalances without resorting to trade and payments restrictions.

International Development Association (IDA): IDA, established in 1960, is the concessional lending arm of the World Bank Group. IDA provides low - income developing countries (economies) with long - term loans on highly concessional terms typically, a ten - year grace period, a 40 - year repayment period, and only a small servicing charge.

Multilateral Creditors: These creditors are multilateral financial institutions such as the IMF and the World Bank, as well as other multilateral development banks.

Nominal Value: The nominal value of a debt instrument is the amount that at any moment in time the debtor owes to the creditor at that moment; reference to the terms of a contract the debtor and creditor typically establish this value. The nominal value of a debt - instrument the value of the debt at creation, and any subsequent economic flows, such as transactions (e.g., repayment of principal), valuation changes

Percent maturing in any year after year one: To avoid refinancing requirements being particularly concentrated in any single year, it is recommended to spread maturities evenly



ANNEX 2: MDALG AUTHORISED TO RECEIVE GRANTS

SN	MDALG	Source of funding	Amount (USD)
1.	Ministry of Defence and Veteran Affairs	Nippon Foundation of Japan	439,910.67
2.	Mbarara University of Science & Technology	Forgarty International Centre of National Institutes of Health (NIH) Hospital	61,774
3.	Mbarara University of Science & Technology	Swedish International Development Agency	257,841.08
4.	Mbarara University of Science & Technology	Christian Blind Mission (CBM) - Germany	523,605.50
5.	Mbarara University of Science & Technology	National Institutes of Health/Fogarty International Center - USA	537,809
6.	Mbarara University of Science & Technology	National Institutes of Alcohol and Alcoholism of the National Institutes of Health - USA	15,089.37
7.	Mbarara University of Science & Technology	ENABEL	131,715.77
8.	Mbarara University of Science & Technology	President and Fellows of Harvard College, Massachusetts	103,752
9.	Mbarara University of Science & Technology	Doris Duke Foundation, USA	84,110
10.	Mbarara University of Science & Technology	Forgarty International Centre of National Institutes of Health (NIH) Hospital	1,294,298
11.	Mbarara University of Science & Technology	Harvard University Centre for AIDS Research (HU - CFAR)	60,000
12.	Mbarara University of Science & Technology	Massachusetts General Hospital	41,040
13.	Mbarara University of Science & Technology	Wyss Foundation/ Massachusetts General Hospital	41,472
14.	Mbarara University of Science & Technology	Wyss Charitable Endowment - USA	209,703
15.	Mbarara University of Science & Technology	World Academy of Science – UNESCO (UNSCO - TWAS)	33,500
16.	Kampala Capital City Authority	French Development Agency	1,739,332.10
17.	Kampala Capital City Authority	City and Eurometropole of Strasbourg	392,509.28
18.	Kampala Capital City Authority	Rockefeller Philanthropy Advisors – Mayors Council	174,000
19.	Uganda Virus Research Institute	Abbott Laboratories - USA	821,733
20.	Ministry of Gender, Labour and Social Development	International Labour Organisation	20,000
21.	Ministry of Gender, Labour and Social Development	International Labour Organisation	31,112
22.	Ministry of Gender, Labour and Social Development	Give Directly (GD)	8,558,786.02



23.	Ministry of Gender, Labour and Social Development	International Labour Organisation	10,000
24.	Ministry of Gender, Labour and Social Development	United Nations Educational, Scientific and Cultural Organisation (UNESCO)	23,700
25.	National Agricultural Research Organisation	Tanzania Agricultural Research Institute	44,780
26.	National Agricultural Research Organisation	Food and Agriculture Organisation of the United Nations (FAO)	13,606.32
27.	National Agricultural Research Organisation	Sustainable Development Goals Fund of the United Nations	345,000
28.	National Drug Authority	Chancellor Masters and Scholars of the University of Oxford	18,255.34
29.	Ministry of Water and Environment	Netherlands Enterprise Agency (RVO.nl)	840,384
30.	Ministry of Energy & Mineral Development	United Nations Capital Development Fund (UNCDF)	70,000
Total			16,613,103.45



ANNEX3: REGIONAL PROJECTS

No	Project	Sector	Amount	Funder	Instrument	Performance/Status	Signature Date
1	Regional Communications Infrastructure Program Phase 5 - Uganda	Digital Development	USD 75m	World Bank	Loan	Completion 28/02/2022	4/2/2016
2	AFR RI - Great Lakes Trade Facilitation	Finance, Competitiveness and Innovation	USD 14m	World Bank	Loan	Ongoing, due 30/6/2022	26/10/2015
3	Eastern and Southern Africa Higher Education Centers of Excellence	Education	USD 24m	World Bank	Loan	Ongoing, due 31/12/2023	15/06/2016
4	Development Response to Displacement Impacts Project in the HoA	Social Sustainability and Inclusion	USD 50m	World Bank	Loan	Ongoing, due 31/12/2023	6/6/2016
5	Development Response to Displacement Impacts Project in the HoA	Social Sustainability and Inclusion	USD 150m	World Bank	Loan	Ongoing, due 31/12/2023	6/7/2016
6	Emergency Locust Response Program	Agriculture and Food	USD 48m	World Bank	Loan	Ongoing, due 25/05/2023	22/5/2020
7	Market Access Upgrade Programme (MARKUP)	Agriculture/Trade	EUR 3.68m	EU	Grant	On going	14/12/2018



ANNEX 4: CLIMATE FINANCE PROJECTS

GREEN CLIMATE FUND (GCF) PROJECTS

PROJECT TITLE	NATIONAL REGIONAL	AMOUNT (US\$)	DISBURSED AMOUNT(US\$)	DISBURSEMENT RATE (%)	APPROVAL DATE
Arbaro Fund – Sustainable Forestry Fund	R	28,571,429	20,247,375	71	12-Mar-20
Climate Investor One	R	100,000,000	32,000,000	32	21-Jun -19
Transforming Financial Systems for Climate	R	293,600,000	26,424,000	9	20-Oct-18
Uganda Readiness Project 1	N	700,593	681,680.16	97.3	19-Jan-19
Acumen Resilient Agriculture Fund (ARAF)	R	26,000,000	8,320,000	32	01-Mar-18
Building Resilient Communities, Wetland Ecosystems and Associated Catchments in Uganda	N	24,140,000	7,966,200	33	15-Dec-16
Universal Green Energy Access Programme (UGEAP)	R	80,000,000	0	0.0	14-Oct -16

GLOBAL ENVIRONMENT FACILITY (GEF) PROJECTS

AFRn Rift Geothermal Development Facility	R	6,477,500	4,728,575	73	26/03/2010
Cogen for AFR	R	6,120,966	5,264,031	86	30/04/2007
Promoting Energy Efficiency and Renewable Energy in Buildings in Eastern AFR	R	3,226,300	2,839,144	88	08/05/2011
AFLDC: Capacity Strengthening and Technical Assistance for the Implementation of Stockholm Convention National Implementation Plans (NIPs) in African Least Developed Countries (LDCs) of the COMESA	R	5,500,000	2,475,000	45	06/05/2011
Support to GEF Eligible Parties (LDCs & SIDs) for the Revision of the NBSAPs and Development of Fifth National Report to the CBD - Phase	R	7,477,800	5,832,684	78	19/01/2012



PROJECT TITLE	NATIONAL REGIONAL	AMOUNT (US\$)	DISBURSED AMOUNT(US\$)	DISBURSEMENT RATE (%)	APPROVAL DATE
Demonstration of effectiveness of diversified, environmentally sound and sustainable interventions, and strengthening national capacity for innovative implementation of integrated vector management (IVM) for disease prevention and control in the WHO AFRO Region	R	15,491,700	10,069,605	65	14/06/2016
Continuing Regional Support for the POPs Global Monitoring Plan under the Stockholm Convention in the Africa Region	R	4,628,800	3,564,176	77	18/03/2015
Knowledge of Action: Promoting Innovation among Environmental Funds	R	999,998	879,998	88	14/10/2015
CONNECT: Mainstreaming biodiversity into the heart of government decision making processes.	N	827,149	718,509	86.9	01/07/2017
Strengthening Institutional Capacity for Effective Implementation of Rio Conventions in Uganda	N	950,000	779,000	82.3	01/11/2017
Integrated waste management and Biogas in Uganda	N	3,070,000	372,659	12	01/09/2018
Fostering Sustainability and Resilience for Food Security in Karamoja Sub region	N	8,000,000	1,440,000	18.5	28/02/2018
Enhancing Conjunctive Management of Nile Basin Water Resources	R	5,479,452	34,649	0.6	01/06/2020
Technology Needs Assessment Phase III (TNA Phase III)	R	6,799,950	679,995	10	15/05/2018
Third National Communication	N	500,000	194,559	38.9	21/12/2017



PROJECT TITLE	NATIONAL REGIONAL	AMOUNT (US\$)	DISBURSED AMOUNT(US\$)	DISBURSEMENT RATE (%)	APPROVAL DATE
GEF Support to UNCCD 2018 National Reporting Process – Umbrella IV	R	1, 750, 000	1, 200, 070	68.6	27/04/2018
Integrating Climate Resilience into Agricultural and Pastoral Production in Uganda, through a Farmer/Agro - pastoralist Field School Approach	N	7, 086, 838	6, 850, 000	96.6	26/10/2018
Strengthening the Capacity of Institutions in Uganda to Comply with the Transparency Requirements of the Paris Agreement	N	1, 150, 000	850, 000	73.9	27/04/2018
GEF Support to UNCCD 2018 National Reporting Process - Umbrella IV	R	1, 287, 000	424, 710	33	01/06/2020
AFRn Rift Geothermal Development Facility	R	6, 477, 500	4, 728, 575	73	26/03/2010
Cogen for AFR	R	6, 120, 966	5, 264, 031	86	30/04/2007
Promoting Energy Efficiency and Renewable Energy in Buildings in Eastern AFR	R	3, 226, 300	2, 839, 144	88	08/05/2011
AFLDC: Capacity Strengthening and Technical Assistance for the Implementation of Stockholm Convention National Implementation Plans (NIPs) in African Least Developed Countries (LDCs) of the COMESA	R	5, 500, 000	2, 475, 000	45	06/05/2011
Support to GEF Eligible Parties (LDCs & SIDs) for the Revision of the NBSAPs and Development of Fifth National Report to the CBD - Phase	R	7, 477, 800	5, 832, 684	78	19/01/2012
Demonstration of effectiveness of diversified, environmentally sound and sustainable interventions, and strengthening national capacity for innovative implementation of integrated vector management (IVM) for disease prevention and control in the WHO AFRO Region	R	15, 491, 700	10, 069, 605	65	14/06/2016



PROJECT TITLE	NATIONAL REGIONAL	AMOUNT (US\$)	DISBURSED AMOUNT(US\$)	DISBURSEMENT RATE (%)	APPROVAL DATE
Continuing Regional Support for the POPs Global Monitoring Plan under the Stockholm Convention in the Africa Region	R	4,628,800	3,564,176	77	18/03/2015
Knowledge for Action: Promoting Innovation among Environmental Funds	R	999,998	879,998	88	14/10/2015
CONNECT: Mainstreaming biodiversity into the heart of government decision making processes.	N	827,149	718,509	86.9	01/07/2017
Strengthening Institutional Capacity for Effective Implementation of Rio Conventions in Uganda	N	950,000	779,000	82.3	01/11/2017
Integrated waste management and Biogas in Uganda	N	3,070,000	372,659	12	01/09/2018
Fostering Sustainability and Resilience for Food Security in Karamoja Sub region	N	8,000,000	1,440,000	18.5	28/02/2018
Enhancing Conjunctive Management of Nile Basin Water Resources	R	5,479,452	34,649	0.6	01/06/2020
Technology Needs Assessment Phase III (TNA Phase III)	R	6,799,950	679,995	10	15/05/2018
Third National Communication	N	500,000	194,559	38.9	21/12/2017
GEF Support to UNCCD 2018 National Reporting Process – Umbrella IV	R	1,750,000	1,200,070	68.6	27/04/2018
Integrating Climate Resilience into Agricultural and Pastoral Production in Uganda, through a Farmer/Agro - pastoralist Field School Approach	N	7,086,838	6,850,000	96.6	26/10/2018
Strengthening the Capacity of Institutions in Uganda to Comply with the Transparency Requirements of the Paris Agreement	N	1,150,000	850,000	73.9	27/04/2018



PROJECT TITLE	NATIONAL REGIONAL	AMOUNT (US\$)	DISBURSED AMOUNT(US\$)	DISBURSEMENT RATE (%)	APPROVAL DATE
GEF Support to UNCCD 2018 National Reporting Process - Umbrella IV	R	1, 287, 000	424, 710	33	01/06/2020
ADAPTATION FUND (AF) PROJECTS					
Technical Assistance Grant for ESP and Gender	N	25, 000			19/10/2021
Djibouti, Kenya, Sudan and Uganda – Strengthening Drought Resilience for Small Holder Farmers and Pastoralists in the IGAD Region	R	13, 079, 540	2, 100, 000	16	11/10/2019
Adapting to Climate Change in Lake Victoria Basin	R	5, 000, 000	5, 000, 000	100	05/07/2017
Agricultural Climate Resilience Enhancement Initiative (ACREI) (Ethiopia, Kenya, Uganda)	R	6, 800, 000	6, 120, 000	90	17/03/2017
Enhancing resilience of communities to climate change through catchment - based integrated management of water and related resources in Uganda	N	7, 751, 000	6, 452, 000	83	05/07/2016
NDC PARTNERSHIP - CLIMATE CHANGE PROJECTS FUNDED BY NDC SUPPORT PARTNERS AND OTHER UN AGENCIES					
Inclusive Budgeting and Financing for Climate Change (IBFCCA) in Africa	N	28, 975	1, 212	4.2	8 Jan 2021
Agricultural climate resilience enhancement initiative	N	4, 708, 000	220, 036	4.7	4 Feb 2019
Climate resilient livelihood opportunities for women economic empowerment (CRWEE) in Karamoja and West Nile regions of Uganda	N	8, 968, 448	3, 005, 270	33.5	20 Nov 2018
Global climate change alliance plus (GCCA+): scaling up agriculture adaptation to climate change in Uganda	N	9, 209, 600	1, 240, 286	13.5	18 Feb 2019



PROJECT TITLE	NATIONAL REGIONAL	AMOUNT (US\$)	DISBURSED AMOUNT(US\$)	DISBURSEMENT RATE (%)	APPROVAL DATE
Integrating climate resilience into agricultural and pastoral production in Uganda, through a Farmer/Agro - pastoralist Field School	N	6, 886, 838	278, 327	4.04	25 May 2019
Green Growth Investment and Financing Strategy	N	74, 500	16, 000	21.5	2 Nov 2020
Greening Uganda' s Urbanization and Industrialization Project :Greening Policies and Planning processes	N	55, 000	49, 000	89.1	9 Nov 2020
Green Growth Transition Monitoring	N	27, 500	9, 600	34.9	Dec 2020
NDC Partnership Plan coordination, tracking and reporting	N	251, 150	237, 450	94.5	12 Feb 2018
Capacity development in proposal development	N	89, 112	88, 000	98.8	July 2019
NDC Implementation Assessment		56, 800	51, 000	90	July 2019
NDC Support Program	N	802, 500	502, 500	63	Dec 2020
NDC Support	N	600, 000	450, 000		Oct 2019
Pilot Program for Climate Resilience (PPCR)	N	1, 500, 000	1, 420, 000	95	July 2015
First Biennial update report (fBUR)	N	342, 000	337, 000	98.5	July 2017
Strengthening the Capacity of Institutions in Uganda to Comply with the Transparency Requirements of the Paris Agreement	N	1, 100, 000	1, 050, 000	95.4	May 2018
GCCA+: Scaling up Agriculture Adaptation to Climate Change in Uganda	N	9, 645, 000	1, 240, 286	13	18 Feb 2019
Promotion of Climate Smart Agriculture	N				



PROJECT TITLE	NATIONAL REGIONAL	AMOUNT (US\$)	DISBURSED AMOUNT(US\$)	DISBURSEMENT RATE (%)	APPROVAL DATE
Integrating Climate Resilience into Agricultural and Pastoral Production in Uganda, through a Farmer/Agro - Pastoralist Field School Approach	N	6, 886, 838	278, 327		4 Feb 2019
Africa Adaptation Initiative	N	54, 921	50, 000		6 April 2018
Adaptation and climate finance tracking initiative	N	70, 018	70, 018	100	17 May 2019
Promoting Pro - climate Vulnerable Groups Voices and Demands in the proposed Uganda Climate Change Bill, 2020	N	26, 000	13, 000	50	2 nd Nov 2020
Pro - Resilience Action project	N	4, 523, 354	271, 401	6	1 st September 2021
Irrigation for Climate Resilience Project (ICRP)	N	169, 200, 000	0	0	2021
Local Climate Adaptive Living Facility (LoCAL) project	R	7, 350, 447	350, 000	5	8 th November 2021
Solar Powered Irrigation and Water Supply System Project	N	115, 209, 800	39, 171, 332	34	10 th October 2021
Investing in Forests and Protected Areas for Climate - Smart Development Project.	N	148, 200, 000	30, 176	0.02	2021
Strengthening the Adaptive Capacity and Resilience of Communities in Uganda's watersheds	N	8, 900, 000	200, 000	2.3	2022
NDC Partnership – In country facilitator	N	63, 700	32, 578	51	7 th September 2021
NDC Action – Facilitating implementation of climate - resilient and low - carbon development aligned with national and global goals	N	554, 337	102, 786	19	14 th September 2021
Strengthen an Innovative System for the reduction of Greenhouse Gas Emissions and environmental impacts of the nascent beef industry in Uganda in support to rural sustainable transformation (SIRGE)	N	2, 261, 676	248, 784	11	1 st July 2021



ANNEX 5: EXTERNAL DEBT STOCK AS AT 31.12.2021

	Loan id	Tranche currency	Status	Name	Date signed	Loan amount	DRAWINGS, STOCK 31.12.2021	UNDISBURSED 31.12.2021	OUTSTANDING IN- CLUDING ARREARS TOTAL 31.12.2021
G.TOTAL							14,267,235,262.90	5,547,680,539.25	12,900,291,919.16
BILATERAL							3,997,672,918.52	1,861,857,242.06	3,558,838,669.90
ABU DHABI FUND							10,628,187.73	371,662.50	10,628,187.73
	20890000	AED	ACTIVE	Rural Electrification - Kalungu	11.06.2018	40,403,000.00	10,628,187.73	371,662.50	10,628,187.73
AFD							239,318,563.55	395,416,766.73	208,070,356.82
	20808000	EUR	ACTIVE	K'la Water - L.. Vic- toria WatSan	28.04.2011	75,000,000.00	85,120,871.56		62,203,713.79
	20839000	USD	ACTIVE	Hoima - Nkenda Transmission Line	31.10.2013	23,000,000.00	23,000,000.00		17,633,333.31
	20861000	EUR	ACTIVE	RURAL ELECTRIFI- CATION PROJECT	17.11.2015	42,900,000.00	44,462,329.32	4,226,809.21	41,497,947.05
	20876000	EUR	ACTIVE	MUZIZI HYDRO POWER PLANT	09.12.2016	45,000,000.00		51,072,522.94	
	20891000	EUR	ACTIVE	MASAKA - MBAR- ARA TRANSMIS- SION	27.04.2018	37,100,000.00	28,069.97	42,078,387.83	28,069.97
	20901000	EUR	ACTIVE	MASAKA - MBARARA WATER CORRIDOR	25.01.2019	120,000,000.00	7,036,658.72	129,156,735.78	7,036,658.72
	20902000	EUR	ACTIVE	KAMPALA WATER L.VIC WATSAN 2	25.01.2019	150,000,000.00	79,670,633.99	90,571,109.13	79,670,633.99
	20930000	EUR	ACTIVE	WATER & SANITA- TION PJT ISINGIR	21.09.2021	69,000,000.00		78,311,201.84	
EXIM BANK OF CHINA							2,877,448,313.58	665,629,272.56	2,591,804,779.55
	20771000	CNY	ACTIVE	National Tran Back- Bone Phase 1	26.07.2007	222,967,038.38	35,013,668.25		14,005,467.31
	20785000	CNY	ACTIVE	CHINA - TRANSMIS- SION BACKBONE 2	23.02.2009	405,996,594.95	63,755,746.99		29,752,681.93
	20786000	CNY	ACTIVE	KCC Procurement of Equipment	23.02.2009	69,437,058.30	10,904,060.71		5,088,561.67
	20811000	USD	ACTIVE	Kampala Entebbe Express Way	18.05.2011	350,000,000.00	349,999,999.99	0.01	282,692,309.99



Loan id	Tranche currency	Status	Name	Date signed	Loan amount	DRAWINGS, STOCK 31.12.2021	UNDISBURSED 31.12.2021	OUTSTANDING INCLUDING ARREARS TOTAL 31.12.2021
20814000	CNY	ACTIVE	Equipment Supply to L Gov'ts 2	20.10.2011	631,034,482.23	99,094,611.37		66,063,075.41
20849000	USD	ACTIVE	KARUMA HYDRO-POWER DAM (BCL)	20.02.2015	645,821,407.12	581,678,517.10	64,142,890.02	517,096,376.38
20850000	USD	ACTIVE	KARUMA HYDRO-POWER DAM (PBC)	18.12.2014	789,337,275.36	674,527,385.55	114,809,889.81	674,527,385.55
20851000	USD	ACTIVE	ISIMBA HYDRO-POWER PROJECT	26.11.2014	482,578,200.00	440,106,274.20	42,471,925.80	391,848,454.20
20853000	CNY	ACTIVE	NATIONAL TRANS. BACKBONE 3	31.03.2015	96,966,600.00	15,227,167.16		14,212,022.68
20857000	CNY	ACTIVE	UPGRAD & EXP OF ENTEBBE AIRPT	31.03.2015	1,260,000,000.00	155,982,698.23	41,881,624.30	155,982,698.23
20867000	USD	ACTIVE	CONSTN. OF 4 INDUSTRIAL PARKS	03.02.2016	84,979,502.53	84,979,502.53		74,357,064.70
20894000	CNY	ACTIVE	ACCELERATED RURAL ELECTRIFICTN	16.01.2019	1,448,000,000.00	87,130,010.23	140,256,925.50	87,130,010.23
20904000	USD	ACTIVE	INSTITUTE OF TECHNOLOGY NOPENUERSHIP	26.04.2019	84,736,583.78	29,111,959.85	55,624,623.93	29,111,959.85
20913000	USD	ACTIVE	OIL ROADS MA-SAKA - TANGI - PARAA	18.03.2020	186,055,240.86	120,561,059.11	65,494,181.75	120,561,059.11
20914000	USD	ACTIVE	OIL ROADS HOIMA-BUTIABA - WANSEK	18.03.2020	152,607,763.75	86,755,586.00	65,852,177.75	86,755,586.00
20915000	USD	ACTIVE	OIL ROADBUJHIMBA-NALWEYO-KAKUMR	18.03.2020	117,715,100.00	42,620,066.31	75,095,033.69	42,620,066.31
EXIM BANK OF INDIA								
20917000	USD	ACTIVE	SOLAR POWERED WATER PUMPING	28.12.2020	30,000,000.00		30,000,000.00	
EXIM BANK S KOREA								
20500000/R	KRW	ACTIVE	Regional Telephone Network Exp	20.01.2004	5,105,666,440.00	26,603,299.62	2,175,290.85	24,584,779.94
20826000	KRW	ACTIVE	Education IV Project Korea	16.10.2012	29,016,000,000.00	22,297,124.13	2,175,290.85	22,297,124.13



Loan id	Tranche currency	Status	Name	Date signed	Loan amount	DRAWINGS, STOCK 31.12.2021	UNDISBURSED 31.12.2021	OUTSTANDING INCLUDING ARREARS TOTAL 31.12.2021
GOVT OF NIGERIA								
20501000	USD	ACTIVE	NIGERIAN LOAN	29.07.1991	9,000,000.00	9,000,000.00		11,527,396.30
IRAQ FUND								
20130000	IQD	ACTIVE	IRAQI LOAN FOR SUGAR FACTORIES	09.05.1975	1,351,809.66	924.09		588.38
JBIC								
20836000	USD	ACTIVE	JBIC - UDBL Guarantee to Phenix	03.08.2007	2,500,000.00			
20862000	JPY	ACTIVE	PROCUREMENT OF EARTH MOVING EQ	11.09.2015	15,129,527,310.00	131,629,774.02		67,460,037.88
JICA								
20775000	JPY	ACTIVE	BUJAGALI INTER-CONNECTION PROJ.	30.10.2007	2,478,887,062.00	21,566,790.36		18,737,670.49
20793000	JPY	ACTIVE	Upgrading of Atiak - Nimule Road	26.03.2010	3,099,273,129.00	26,964,267.50		25,195,743.80
20794000	JPY	ACTIVE	Electric Grids of Nile Equator	26.03.2010	4,867,591,110.00	42,348,971.30		39,571,208.23
20803000	JPY	ACTIVE	New Bridge Across R.Nile Jinja	01.11.2010	14,116,000,000.00	104,424,225.54	18,387,667.52	100,397,176.94
20860000	JPY	ACTIVE	KAMPALA FLYOVER CONSTRUCTION	11.09.2015	19,989,000,000.00	32,275,539.58	141,632,573.94	32,275,539.58
20888000	JPY	ACTIVE	KAMPALA METRO-POLITAN TRANSM	26.04.2018	13,659,000,000.00	3,197,173.22	115,638,732.66	3,197,173.22
KFW								
20837000	EUR	ACTIVE	132 KV Double Circuit Tr. Line	24.10.2013	15,000,000.00	4,709,862.23	12,314,312.09	2,581,840.44
20875000	EUR	ACTIVE	MUZIZI HYDRO POWER PROJECT	25.11.2016	40,000,000.00		45,397,798.17	
20893000	EUR	ACTIVE	MBARARA - MASA-KA TRANSM. LINE	21.06.2018	35,000,000.00		39,723,073.39	
20905000	EUR	ACTIVE	AGAGO - GULU TRANSMISSION LINE	30.10.2019	40,000,000.00	3,616,019.57	41,781,778.59	3,616,019.57
KUWAIT FUND								
20727000	KWD	ACTIVE	KUWAIT FUND FOR ARAB ECON DEV	01.09.2001	7,772,569.53	52,499,485.45	6,126,468.85	35,874,258.35
						25,691,896.78		12,230,192.05



Loan id	Tranche currency	Status	Name	Date signed	Loan amount	DRAWINGS, STOCK 31.12.2021	UNDISBURSED 31.12.2021	OUTSTANDING INCLUDING ARREARS TOTAL 31.12.2021
20825000	KWD	ACTIVE	Equipping 4 Tech. Institutions	15.07.2012	3,500,000.00	11,471,483.88	97,616.70	10,025,346.31
20829000	KWD	ACTIVE	KUWAIT FUND FOR UDBL	22.09.2010	2,963,540.42	9,755,187.60	40,668.76	8,037,802.80
20874000	KWD	ACTIVE	Rural Electn in 6 DISTRICTS	06.10.2016	3,500,000.00	5,580,917.19	5,988,183.39	5,580,917.19
MIN FOR AFF AUSTRIA								
20051000/R	EUR	ACTIVE	2 nd WATER SUPPLY PROJECT	01.09.2000	11,918,241.35	13,526,547.88		1,217,292.69
20290000R	EUR	ACTIVE	First Health Project	01.09.2000	7,705,210.00	8,744,989.21		344,865.28
SAUDI ARABIA FUND								
20279000	SAR	ACTIVE	SAUDI FUND SP. FAC. SUB - SAHARA	10.05.1988	17,000,000.00	4,528,141.04		1,811,256.42
20567000/R	SAR	ACTIVE	Rahab of Kinyara Sugar Factory	07.01.2001	21,102,508.44	5,620,890.27		4,620,171.10
20796000	SAR	ACTIVE	Tech Institutes and Vocational	05.01.2010	45,000,000.00	10,799,150.74	1,187,104.96	9,600,525.17
20815000	SAR	ACTIVE	Rural Electrification Project	13.10.2011	41,250,000.00	10,987,401.03	0.03	10,987,401.03
20846000	SAR	ACTIVE	YUMBE & KAYUNGA HOSP - SAUDI	01.08.2014	56,250,000.00	10,792,894.55	4,189,925.07	10,792,894.55
SPAIN								
20908000A	EUR	ACTIVE	AIRBORNE GEO-PHYSICAL SURVEY	08.04.2020	10,954,369.50	3,553,779.36	8,878,827.03	3,553,779.36
20908000B	EUR	ACTIVE	AIRBORNE GEO-PHYSICAL SURVEY	08.04.2020	7,734,942.00	1,185,128.70	7,593,604.69	1,185,128.70
UKEF								
20886000	EUR	ACTIVE	KABAAL INTERNATIONAL AIRPORT	07.12.2017	270,266,042.15	237,195,898.46	69,541,182.36	237,195,898.46
20907000	EUR	ACTIVE	Kampala Industrial & Biz Park	04.12.2019	219,482,727.15	82,573,193.82	166,527,619.88	82,573,193.82
20918000	EUR	ACTIVE	SOLAR PUMPING SYSTEMS	12.02.2021	95,843,490.84	19,433,506.11	89,343,580.20	19,433,506.11



Loan id	Tranche currency	Status	Name	Date signed	Loan amount	DRAWINGS, STOCK 31.12.2021	UNDISBURSED 31.12.2021	OUTSTANDING INCLUDING ARREARS TOTAL 31.12.2021
COMMERCIAL BANKS OR OTHER FINANCIAL INSTITUTION								
AFREXIM								
20931000	EUR	ACTIVE	DUAL TRANCHE TERM LOAN FACILIT	13.09.2021	400,000,000.00	392,988,990.83	44,764,310.58	1,447,078,854.39
AKA						11,461,388.85	828,930.06	10,315,249.86
20871000A	EUR	ACTIVE	Inland Port at Bukasa	25.04.2016	10,829,000.00	11,461,388.85	828,930.06	10,315,249.86
Bank Austria								
20919000	EUR	ACTIVE	REGIONAL ONCOLOGY CENTER	17.11.2020	7,500,000.00	3,114,005.22	5,398,081.94	3,114,005.22
COMMERZBANK								
20871000B	EUR	ACTIVE	Inland Port at Bukasa	25.04.2016	31,671,000.00	10,989,886.04	24,954,955.60	9,890,897.44
SBSA								
20910000	EUR	ACTIVE	Term Loan Facility	02.06.2020	300,000,000.00	340,483,486.24		340,483,486.24
STANDARD CHARTERED								
20887000	EUR	ACTIVE	KABAALLE INTERNATIONAL AIRPORT	07.12.2017	35,593,183.54	40,396,304.06		19,337,066.20
20903000	USD	ACTIVE	NATIONAL CCTV NETWORK	17.05.2019	86,022,276.86	86,022,276.86		86,022,276.86
20906000	EUR	ACTIVE	Kampala Industrial & Biz Park	04.12.2019	30,384,976.00	33,903,172.42	582,102.77	30,454,644.90
TDB (PTA)								
20909000	EUR	ACTIVE	TERM LOAN FACILITY	24.03.2020	300,000,000.00	340,483,486.24	13,000,240.21	554,472,236.85
20923000	EUR	ACTIVE	TERM LOAN FACILITY	08.06.2021	200,000,000.00	213,988,750.62	13,000,240.21	213,988,750.62
MULTILATERAL								
ADB								
21562000	USD	ACTIVE	Support to Mulago Hospital	11.01.2012	10,000,000.00	11,907,043.02	2,166,329.06	10,084,790.84
21567000	USD	ACTIVE	Mkts and Agric Trade Improvem	28.07.2015	84,200,000.00	66,809,611.23	17,390,388.77	60,943,776.51
21569000	USD	ACTIVE	UGANDA RURAL ELECTRICITY ACCES	04.11.2015	100,000,000.00	45,136,179.99	54,863,820.01	41,847,419.77
21571000	USD	ACTIVE	FARM INCOME ENHANCEMENT 2	17.02.2016	76,700,000.00	59,031,288.53	17,668,711.47	57,294,371.05



Loan id	Tranche currency	Status	Name	Date signed	Loan amount	DRAWINGS, STOCK 31.12.2021	UNDISBURSED 31.12.2021	OUTSTANDING INCLUDING ARREARS TOTAL 31.12.2021
21574000	USD	ACTIVE	Busega - Mpigi & Kagitumba Roads	29.12.2016	91,000,000.00	19,622,655.26	71,377,344.74	19,622,655.26
21576000	USD	ACTIVE	KAPCHORWA - SUAM - KITALE PROJECT	19.01.2018	38,400,000.00	14,786,794.26	23,613,205.74	14,786,794.26
21583000	USD	ACTIVE	KAMPALA - JINJA EXPRESSWAY 1	16.03.2021	229,468,174.00	343,983.50	229,124,190.50	343,983.50
21587000	USD	ACTIVE	KAMPALA CITY ROADS REHAB PJT	11.05.2021	224,000,000.00	210,556.00	223,789,444.00	210,556.00
ADF						1,542,982,512.58	460,816,841.37	1,497,557,198.96
21522000	JPY	ACTIVE	STRENGTH OF SCIENCE - TECH TEACHERS	03.01.1991	576,038.76	556,934.35	285,300.01	336,513.97
21533000	EUR	ACTIVE	RURAL MICROFINANCE SUPPORT PROJECT	29.05.2000	7,394,662.58	10,600,618.94	76,106.98	9,063,509.43
21534000	EUR	ACTIVE	Northwest Smallholder Agric	20.11.2000	15,510,541.74	23,506,128.41		19,532,980.71
21535000	JPY	ACTIVE	Roads maintenance & upgrading	30.05.2001	1,888,872.75	2,084,636.93	626,345.22	1,844,904.31
21536000	JPY	ACTIVE	Education 11 Project	30.05.2001	12,565,848.95	16,633,719.13	801,533.21	14,720,841.58
21537000	JPY	ACTIVE	Support to Health Sector Strat	30.05.2001	19,666,444.61	23,905,464.45	3,082,791.60	21,156,334.13
21538000	USD	ACTIVE	Agricultural Modernisation Project	30.05.2001	8,935,692.42	12,387,503.95		11,069,298.60
21539000	JPY	ACTIVE	FISHERIES DEVELOPMENT PROJECT	14.11.2002	21,931,228.38	29,085,268.96	55,794.99	26,676,680.00
21540000	USD	ACTIVE	POVERTY REDUCTION SUPPORT LOAN	22.06.2003	20,724,354.57	29,199,633.64	714,771.65	26,717,664.92
21541000	EUR	ACTIVE	NATIONAL LIVESTOCK PRODUCTIVITY IMPROVEMENT PROJECT	02.06.2003	23,740,000.00	31,940,398.94	789,451.29	29,225,230.38
21542000	USD	ACTIVE	FARM INCOME ENHANCEMENT & FOREST CONSERVATION PROJECT	18.01.2005	31,570,000.00	44,490,817.93	1,067,727.34	41,183,410.76
21543000	JPY	ACTIVE	SUSTAINABLE TOURISM & TRYPANOSOMES CONTROL PROJECT	19.05.2005	3,450,000.00	4,764,146.17	125,431.10	4,412,831.29
21544000	USD	ACTIVE	SMALL TOWNS WATER SUPPLY & SANITATION PROJECT	18.01.2005	12,260,000.00	16,605,226.52	112,053.48	15,442,860.57



Loan id	Tranche currency	Status	Name	Date signed	Loan amount	DRAWINGS, STOCK 31.12.2021	UNDISBURSED 31.12.2021	OUTSTANDING INCLUDING ARREARS TOTAL 31.12.2021
21545000	USD	ACTIVE	Suppl. Loan to Finance Road Se	22.01.2007	32,990,000.00	46,438,380.16	106,641.37	44,116,461.18
21546000	JPY	ACTIVE	Support to Health Sect Str II.	22.01.2007	19,879,942.63	27,532,380.23	0.28	26,208,546.85
21547000	EUR	ACTIVE	ROAD SECTOR SUPPORT PROJCT	19.05.2005	26,914,007.86	37,471,813.13		35,174,425.45
21548000	EUR	ACTIVE	Community Agri. Infrastr. Impro	17.05.2007	30,000,000.00	38,751,102.40	2,204,375.83	37,208,815.24
21549000	USD	ACTIVE	BUJAGALI INTER-CONNECTION PROJ	26.10.2007	18,182,450.45	25,388,464.27	0.00	24,504,997.91
21550000	EUR	ACTIVE	Rd Sector Support II Fort - Bund	15.05.2008	56,650,000.00	72,643,743.48	6,313,634.08	70,151,293.35
21551000	AFU	ACTIVE	2 nd Community Agric Improv. Pr	11.05.2009	45,000,000.00	62,054,221.72	328,931.94	60,522,985.23
21552000	EUR	ACTIVE	ADB POST PRIMA-RY EDUCATION TRA	11.05.2009	52,000,000.00	69,529,266.63	30,735.75	67,811,777.96
21553000	EUR	ACTIVE	KAMPALA SANITATION PROGRAM 1	11.05.2009	35,000,000.00	47,461,953.47	30,883.96	46,243,677.62
21554000	USD	ACTIVE	Electric Grids of Nile Equator	13.09.2009	7,590,000.00	10,559,279.60	0.08	10,295,297.59
21555000	EUR	ACTIVE	MBARARA NKENDA POWER LINES	13.05.2009	52,510,000.00	58,292,686.06	11,952,094.00	56,835,368.87
21556000	GBP	ACTIVE	Markets & Agri Trade Improv't	13.05.2009	38,000,000.00	51,228,829.30	482,099.68	49,692,372.64
21557000	USD	ACTIVE	Road Sector Support III	21.04.2010	80,000,000.00	95,813,226.10	12,511,823.50	93,903,977.29
21558000	USD	ACTIVE	Rural Income & Employment Enha	21.04.2010	10,210,000.00	13,847,447.18	678,056.88	13,573,314.86
21560000	USD	ACTIVE	3 rd Community Agric Infrastruc	10.06.2011	40,000,000.00	55,678,852.02	913,650.16	55,400,457.76
21561000	USD	ACTIVE	Improving Health Mulago & K'la	11.01.2012	46,000,000.00	64,981,526.63	401,203.01	64,981,526.63
21563000	EUR	ACTIVE	Water Supply and Sanitation pr	11.01.2012	40,000,000.00	57,171,066.11	95,634.18	57,171,066.11



Loan id	Tranche currency	Status	Name	Date signed	Loan amount	DRAWINGS, STOCK 31.12.2021	UNDISBURSED 31.12.2021	OUTSTANDING INCLUDING ARREARS TOTAL 31.12.2021
21564000	USD	ACTIVE	Supp. to Higher Education(HEST)	05.07.2013	67,000,000.00	93,213,666.56	216,515.58	93,213,666.56
21565000	USD	ACTIVE	ROAD SECTOR SUP-PORT PROJECT 4	11.12.2013	72,940,000.00	64,550,062.77	37,759,087.77	64,550,062.77
21566000	USD	ACTIVE	ROAD SECTOR SUP-PORT PROJECT 5	03.02.2015	70,000,000.00	59,123,689.25	38,826,819.84	59,123,689.25
21568000	USD	ACTIVE	E-A's CENTRE OF EXCELLENCE	06.10.2015	22,500,000.00	26,098,204.27	5,244,748.99	26,098,204.27
21570000	USD	ACTIVE	LAKES EDWARD AND ALBERT INTERG	27.01.2016	5,000,000.00	6,895,994.49	92,854.17	6,895,994.49
21572000	EUR	ACTIVE	WATER SUPPLY & SANITATION 2	03.03.2016	65,800,000.00	91,298,537.74	1.13	91,298,537.74
21573000	USD	ACTIVE	BUSEGA - MPIGI & KAGITUMBA	29.12.2016	42,500,000.00	12,286,925.66	47,103,369.39	12,286,925.66
21575000	USD	ACTIVE	Supplementary to NELSAP	27.07.2017	985,725.28	1,362,196.25	376,470.97	1,362,196.25
21577000	USD	ACTIVE	KAPCHORWA - SUAM - KITALE PROJECT	19.01.2018	41,462,000.00	14,902,618.52	43,145,146.97	14,902,618.52
21578000	USD	ACTIVE	L.V MARTIME COMMUNICATIONS	19.01.2018	10,210,000.00	1,997,941.54	12,297,161.27	1,997,941.54
21579000	EUR	ACTIVE	SUPP. TO KAMPALA SANITATION	19.04.2018	19,000,000.00	25,860,356.57	393,797.42	25,860,356.57
21580000	USD	ACTIVE	AGRIC VALUE CHAIN DEV'T PROG	25.08.2018	57,000,000.00	9,545,663.05	70,346,472.07	9,545,663.05
21581000	USD	ACTIVE	STRATEGIC TOWNS WATER SUPPLY	04.02.2019	44,000,000.00	23,051,349.08	38,707,215.54	23,051,349.08
21584000	AFU	ACTIVE	KAMPALA CITY ROADS REHAB PJT	11.05.2021	37,540,000.00		52,540,608.63	
21585000	AFU	ACTIVE	KABALE - BUNYO-NYI/KISORO - MGAHI	11.05.2021	50,000,000.00		69,979,500.04	
21586000	AFU	ACTIVE	COVID - 19 RESPONSE SUP.PROGRAM	10.06.2021	23,000,000.00	32,190,570.02		32,190,570.02
BADEA						75,032,571.77	19,415,311.60	66,866,571.77



Loan id	Tranche currency	Status	Name	Date signed	Loan amount	DRAWINGS, STOCK 31.12.2021	UNDISBURSED 31.12.2021	OUTSTANDING IN- CLUDING ARREARS TOTAL 31.12.2021
20735000	USD	ACTIVE	Kafu Masindi Road Project	29.11.2001	7,177,200.51	7,177,200.51		4,301,200.51
20741000	USD	ACTIVE	SMALL TOWNS WATER SUPPLY PROJ.	26.07.2002	9,290,630.62	9,290,630.62		5,567,630.62
20777000	USD	ACTIVE	N.I.NE Bridges	20.10.2005	4,173,243.18	4,173,232.78	10.40	3,534,232.78
20791000	USD	ACTIVE	SECOND LINE OF CREDIT - UDBL	12.05.2009	4,336,555.45	4,336,555.45		3,408,555.45
20792000	USD	ACTIVE	URBAN MARKETS & AGRIC PRODUCTS	16.07.2009	10,000,000.00	9,871,479.65	128,520.35	9,871,479.65
20817000	USD	ACTIVE	RURAL ELECTRICIFICATION PROJECT	22.07.2010	10,000,000.00	10,000,000.00		10,000,000.00
20819000	USD	ACTIVE	Nakaseke Technical Institute	28.06.2011	3,970,253.61	3,970,253.61		3,970,253.61
20832000	USD	ACTIVE	Masaka - Bukakata Road Project	12.10.2012	12,000,000.00	11,319,684.43	680,315.57	11,319,684.43
20845000	USD	ACTIVE	YUMBE & KAYUNGA HOSP - BADEA	20.05.2014	7,000,000.00	3,768,078.97	3,231,921.03	3,768,078.97
20859000	USD	ACTIVE	RURAL ELECTRIFICATION IN KAYUNGA	09.10.2015	15,000,000.00	11,112,795.75	3,887,204.25	11,112,795.75
20877000	USD	ACTIVE	Upgradg of Luwero - Butalangu Rd	19.02.2017	11,500,000.00	12,660.00	11,487,340.00	12,660.00
						209,964,816.51		127,014,222.09
20749000	EUR	ACTIVE	UGANDA APEX PRIVATE LOAN III A	10.12.2001	25,000,000.00	28,373,623.85		
20761000	EUR	ACTIVE	APEX PRIV. ENTER. GLOBAL IV	28.10.2004	30,000,000.00	34,048,348.62		
20809000	EUR	ACTIVE	Lake Victoria WATSAN	28.04.2011	75,000,000.00	85,120,871.56		76,644,698.05
20830000	EUR	ACTIVE	East Afric Transport Corridor	21.12.2012	55,000,000.00	62,421,972.48		50,369,524.05
						5,021,388,228.51	1,120,813,618.72	4,451,092,561.43
20597000	SDR	ACTIVE	ELININO ROAD REPAIRS	14.05.1998	4,697,075.43	6,573,979.81		562,851.46
20599000	SDR	ACTIVE	Nutrition & Early Childhood	15.04.1998	24,979,065.90	34,960,450.86		242,931.08



Loan id	Tranche currency	Status	Name	Date signed	Loan amount	DRAWINGS, STOCK 31.12.2021	UNDISBURSED 31.12.2021	OUTSTANDING INCLUDING ARREARS TOTAL 31.12.2021
20600000	SDR	ACTIVE	Road Sector Inst Support Tech	09.03.1998	21, 447, 798.26	29, 559, 024.29	1, 184, 421.02	9, 166, 864.44
20618000	SDR	ACTIVE	NARO Agriculture & Training	02.06.1999	19, 099, 539.54	26, 731, 524.59		10, 324, 763.84
20619000	SDR	ACTIVE	KCC Nakivubo Channel Rehabilit	17.06.1999	16, 062, 475.74	22, 480, 880.43		3, 849, 135.67
20633000	SDR	ACTIVE	Road development project	22.11.1999	67, 195, 038.11	94, 045, 503.45		40, 393, 149.20
20636000	SDR	ACTIVE	2 nd Econ & Fin Mgt Proj.	22.12.1999	24, 688, 821.75	34, 554, 228.05		12, 219, 339.09
20637000	SDR	ACTIVE	Local Government Dev. Prog	22.12.1999	55, 349, 354.62	77, 466, 378.09	25.19	7, 784, 755.07
20719000	SDR	ACTIVE	2 nd Env. Mgt. & Cap. Buld. Prj	07.05.2001	17, 058, 175.01	23, 874, 451.18		11, 428, 353.03
20720000	SDR	ACTIVE	HIV / AIDS Control Project	15.02.2001	37, 066, 838.68	51, 878, 376.78		24, 787, 865.00
20721000	SDR	ACTIVE	Privatization & Utility Sector	18.12.2000	22, 468, 263.46	31, 446, 356.88		10, 640, 494.40
20724000	SDR	ACTIVE	Road Development Prog. Phase11	16.08.2001	50, 892, 482.88	71, 228, 610.16		52, 930, 637.36
20728000	SDR	ACTIVE	Fourth Power Project - UEB	29.08.2001	47, 937, 473.16	67, 092, 808.10		43, 707, 790.02
20729000	SDR	ACTIVE	Regional Trade Facilitation Pr	06.08.2001	15, 500, 000.00	21, 693, 645.01		12, 425, 727.17
20730000	SDR	ACTIVE	Agricultural Advisory Service	07.05.2001	34, 973, 592.75	48, 948, 350.13	340.58	36, 181, 035.12
20742000	SDR	ACTIVE	Protected Areas Mgt & Sust Use	16.09.2002	21, 700, 000.00	30, 371, 103.02		19, 555, 796.62
20744000	SDR	ACTIVE	Northern UG Social Action Fund	07.08.2002	79, 692, 575.55	111, 536, 931.88		86, 127, 112.24
20745000	SDR	ACTIVE	Energy for Rral Transformat'n	20.12.2001	37, 243, 844.18	52, 126, 111.91		40, 531, 775.31
20747000	SDR	ACTIVE	MAKERERE UNIVERSITY TRAINING P	10.04.2002	4, 000, 000.00	5, 598, 360.00		3, 421, 017.04
20750000	SDR	ACTIVE	SECOND LOCAL GOV'T DEVELOPMENT	20.06.2003	36, 699, 631.34	51, 364, 437.06		38, 692, 815.42



Loan id	Tranche currency	Status	Name	Date signed	Loan amount	DRAWINGS, STOCK 31.12.2021	UNDISBURSED 31.12.2021	OUTSTANDING INCLUDING ARREARS TOTAL 31.12.2021
20753000	SDR	ACTIVE	LAKE VICTORIA ENVIRONMENT MGT	22.11.2002	3,208,393.19	4,490,435.03		3,637,562.48
20756000	SDR	ACTIVE	Sustainable Mgt of Mineral Dev	21.01.2004	17,553,887.21	24,568,245.02		20,391,643.37
20757000	SDR	ACTIVE	2 nd ECONOMIC & FIN.MGT PROJECT	25.11.2003	10,500,000.00	14,686,629.03	9,065.98	12,336,771.20
20760000	SDR	ACTIVE	Second Private Sector Competiv	23.02.2005	33,033,000.00	46,169,215.88	63,118.99	39,706,744.64
20763000	SDR	ACTIVE	5 th Poverty Reduction Support	21.03.2006	15,500,000.00	21,693,645.01		19,090,407.61
20766000	SDR	ACTIVE	Millennium Science Initiative	11.08.2006	20,898,643.11	29,249,531.93		26,034,394.05
20767000	SDR	ACTIVE	Road Devt Program Phase III	23.02.2005	45,967,436.45	64,335,564.42		54,685,229.79
20768000	SDR	ACTIVE	E.A Trade and Transport Facili	07.04.2006	17,662,757.55	24,720,618.85		21,747,460.84
20769000	SDR	ACTIVE	6 th PRS Devt Policy Financing	28.05.2007	83,300,000.00	116,585,847.07		106,093,120.83
20770000	SDR	ACTIVE	Power Sector Devt Operation	28.05.2007	199,900,000.00	279,683,885.74	94,155.43	251,715,497.18
20776000	SDR	ACTIVE	AGRIC RESEARCH & TRAINING2	20.02.2008	7,772,840.88	10,878,790.37		9,899,702.05
20778000	SDR	ACTIVE	7 th POVERTY REDUCTION SUPPORT	13.06.2008	125,000,000.00	174,948,750.11		160,952,850.10
20779000	SDR	ACTIVE	Uganda Public Service Perform	15.09.2008	16,660,896.00	18,849,427.33	6,703,494.18	16,775,990.29
20780000	SDR	ACTIVE	Local Gov't Mgt & Service Del	20.02.2008	34,919,660.13	48,873,207.15		44,960,008.98
20781000	SDR	ACTIVE	2 nd ENVIRONMENTAL CAP BUILDING	10.10.2008	9,254,006.85	12,951,815.46		12,174,670.78
20782000	SDR	ACTIVE	SUSTAINABLE MGT OF MINERAL RES	10.10.2008	3,100,000.00	3,665,745.01	672,983.99	3,408,769.43
20783000	SDR	ACTIVE	KAMPALA INST. & INFRAST. DEV	20.02.2008	21,995,815.89	30,785,123.98		28,322,314.06



Loan id	Tranche currency	Status	Name	Date signed	Loan amount	DRAWINGS, STOCK 31.12.2021	UNDISBURSED 31.12.2021	OUTSTANDING INCLUDING ARREARS TOTAL 31.12.2021
20787000	SDR	ACTIVE	POST PRIMARY EDUC & TRAINING	27.08.2009	90,912,992.05	127,240,914.62		121,018,827.89
20788000	SDR	ACTIVE	Energy for Rural Transf II	27.08.2009	46,912,223.16	65,657,878.45		62,374,984.54
20789000	SDR	ACTIVE	2 nd NORTH UG SOCIAL ACTN FUND	27.08.2009	66,900,000.00	93,632,571.06		88,950,942.50
20790000	SDR	ACTIVE	2 nd L.Victoria Enviro Mgt Proj	29.10.2009	17,461,302.29	24,438,664.09		22,970,702.16
20795000	SDR	ACTIVE	Transport sector Development	03.02.2010	106,962,815.94	149,704,087.65	16,768,541.47	143,715,924.15
20799000	SDR	ACTIVE	Avian & Human Influenza	10.10.2008	5,451,557.34	7,629,945.14		7,095,848.99
20802000	SDR	ACTIVE	8 th Poverty Reduction Support	24.11.2010	65,900,000.00	92,232,981.06		90,388,321.43
20805000	SDR	ACTIVE	EA Agric productivity Project	03.02.2010	18,997,412.74	26,588,588.91	- 2,966.88	25,259,159.47
20806000	SDR	ACTIVE	E.A Public Health Lab Network	12.08.2010	6,410,674.37	8,972,315.75		8,613,423.12
20807000	SDR	ACTIVE	Health Systems Strengthening	12.08.2010	85,448,803.96	119,593,291.61		114,797,513.34
20810000	SDR	ACTIVE	Electricity Sector Development	02.09.2011	42,796,401.63	59,897,415.79		59,298,441.63
20812000	SDR	ACTIVE	Financial sector Development	11.08.2011	30,900,000.00	43,247,331.03		42,814,857.72
20816000	SDR	ACTIVE	Agric Tech & Agribusiness Adv.	19.07.2011	79,498,404.79	111,265,172.43		107,927,217.25
20822000	SDR	ACTIVE	9 th Poverty Reduction Support	14.05.2012	65,200,000.00	91,253,268.06		91,253,268.06
20834000	SDR	ACTIVE	Water Mgt & Dev't Project	22.05.2013	86,249,191.73	120,713,506.33		120,713,506.33
20835000	SDR	ACTIVE	Supp. to Municipal Infrastruct	22.05.2013	97,400,000.00	136,303,418.20	16,647.89	136,303,418.20
20842000	SDR	ACTIVE	ADDIT. TO ERF 2	09.04.2014	7,597,627.43	10,633,563.38		10,633,563.38
20843000	SDR	ACTIVE	Competitiveness and Enterprise	31.01.2014	66,100,000.00	92,512,729.44	169.62	92,512,729.44



Loan id	Tranche currency	Status	Name	Date signed	Loan amount	DRAWINGS, STOCK 31.12.2021	UNDISBURSED 31.12.2021	OUTSTANDING INCLUDING ARREARS TOTAL 31.12.2021
20847000	SDR	ACTIVE	KIIDP 2	16.02.2015	113,700,000.00	146,852,962.51	12,280,420.59	146,852,962.51
20848000	SDR	ACTIVE	NORTH - EASTERN ROAD - CORRIDOR	16.02.2015	157,600,000.00	37,482,848.44	183,092,535.70	37,482,848.44
20855000	SDR	ACTIVE	Pastoral Livelihood Resilience	10.07.2015	26,100,000.00	36,460,065.38	69,233.65	36,460,065.38
20858000	SDR	ACTIVE	ALBERTINE REGION SUSTAINABLE	24.08.2015	94,600,000.00	119,710,774.21	12,690,439.87	119,710,774.21
20866000	SDR	ACTIVE	NUSAF 3	16.12.2015	94,300,000.00	131,981,337.08		129,919,128.69
20868000	SDR	ACTIVE	REGIONAL COMM INFRASTRUCTURE 5	04.02.2016	54,400,000.00	76,132,966.58	4,729.47	74,943,315.08
20869000	SDR	ACTIVE	ADD. FIN TO E.A PUBLIC HEALTH	11.02.2016	10,700,000.00	14,826,657.54	148,955.47	14,592,663.59
20870000	SDR	ACTIVE	Energy for Rural Transf III	16.12.2015	97,900,000.00	96,001,644.05	41,018,217.03	91,719,773.39
20873000	SDR	ACTIVE	SKILLS DEVELOPMENT PROJECT	24.06.2016	71,100,000.00	78,757,586.30	20,753,262.76	77,192,098.29
20879000	SDR	ACTIVE	AGRICULTURE CLUSTER DEV PRJT	26.09.2016	106,400,000.00	122,492,774.49	26,423,601.61	120,165,956.11
20880000	SDR	ACTIVE	REPROD, MATERNAL & CHILD HEALTH	19.01.2017	78,500,000.00	94,654,842.58	15,212,972.49	94,654,842.58
20881000	SDR	ACTIVE	GRID EXPANSION & REINFORCEMENT	17.03.2017	71,000,000.00	31,660,425.30	67,710,464.76	31,660,425.30
20882000	SDR	ACTIVE	E & S.AFRICA HIGH-ER EDUC.	17.03.2017	17,100,000.00	16,028,624.64	7,904,364.38	16,028,624.64
20884000	SDR	ACTIVE	GREAT LAKES TRADE FACILITATION	23.03.2017	10,100,000.00	11,818,073.32	2,317,785.69	11,818,073.32
20885000	SDR	ACTIVE	Dev't Response to displacement	15.06.2017	35,500,000.00	49,685,445.03		49,685,445.03
20895000	SDR	ACTIVE	ADD. FINANCE FOR USMIDP	25.02.2019	231,700,000.00	231,507,841.53	92,777,161.66	231,507,841.53
20897000	SDR	ACTIVE	INTERGRATED WATER MGT DEVT PJT	04.03.2019	174,600,000.00	23,134,061.01	221,234,353.14	23,134,061.01
20899000	SDR	ACTIVE	INTERGOV FISCAL TRANSFERS	26.04.2019	145,900,000.00	176,676,543.54	27,523,637.58	176,676,543.54



Loan id	Tranche currency	Status	Name	Date signed	Loan amount	DRAWINGS, STOCK 31.12.2021	UNDISBURSED 31.12.2021	OUTSTANDING INCLUDING ARREARS TOTAL 31.12.2021
20911000	SDR	ACTIVE	COVID - 19 ECON CRISIS DPO	30.06.2020	218,700,000.00	306,090,333.18		306,090,333.18
20920000	SDR	ACTIVE	IRRIGATION FOR CLIMATE RES PJT	29.10.2020	122,900,000.00	6,117,097.97	165,892,513.14	6,117,097.97
20922000	SDR	ACTIVE	COVID - 19 RESP. & EMERGENCY	30.06.2021	9,200,000.00	2,957,789.45	9,918,438.56	2,957,789.45
20926000	SDR	ACTIVE	INVESTING IN FOR-ESTS	22.06.2021	57,000,000.00		79,776,630.05	
20927000	SDR	ACTIVE	ADD. TO URMCHIP	22.06.2021	10,700,000.00		14,975,613.01	
CEDP2	SDR	ACTIVE	ADD. SUPPORT TO CEDP	09.11.2020	72,700,000.00	8,171,902.37	93,578,290.69	8,171,902.37
IDB						451,829,588.48	418,495,694.96	426,147,598.65
20738000	IDI	ACTIVE	ISLAMIC DEVT BANK HIPCT&2 RE	15.02.2002	7,994,998.55	11,189,720.03		- 753,964.35
20748000	IDI	ACTIVE	COMMUNITY VOCA-TIONAL TRAIN. P	03.09.2003	2,519,000.00		3,525,567.21	
20784000	IDI	ACTIVE	IDB - SMALL BRIDGES IN N.&NE UGA	22.12.2008	5,290,966.52	7,405,183.84		6,317,914.79
20797000	IDI	ACTIVE	Rural Income & Employment	22.02.2010	6,682,786.78	9,353,161.56		7,527,047.57
20800000	IDI	ACTIVE	National Education Support	21.04.2011	8,658,383.57	12,118,187.07		9,425,256.66
20820000	IDI	ACTIVE	National Educ Sup. Phase II	30.06.2011	9,009,729.99	12,609,928.00		10,508,273.40
20824000	IDI	ACTIVE	CAIIP III	14.06.2012	4,087,000.24	5,720,124.67		4,766,770.60
20827000	USD	ACTIVE	Specialized Mater. & Neonatal	04.04.2012	14,080,000.00	19,022,624.59	910,082.71	16,011,280.94
20833000	IDI	ACTIVE	MILLENIUM VIL-LAGE PROJECT	01.05.2013	6,500,000.00	8,997,566.13	345,925.69	8,403,844.82
20838000	USD	ACTIVE	Food Security thru Rice Prodn	22.05.2013	34,050,000.00	2,439,438.65	31,610,561.35	2,439,438.65
20840000	IDI	ACTIVE	DRYLAND DEVPT PROJECT	10.12.2013	12,910,000.00	17,529,034.99	1,018,996.22	16,526,366.28



Loan id	Tranche currency	Status	Name	Date signed	Loan amount	DRAWINGS, STOCK 31.12.2021	UNDISBURSED 31.12.2021	OUTSTANDING INCLUDING ARREARS TOTAL 31.12.2021
20841000	USD	ACTIVE	Opuyo Moroto 132KV	10.12.2013	80,620,000.00	61,669,634.75	18,950,365.25	61,669,634.75
20844000	USD	ACTIVE	Tirinyi - Pallisa - Kumi Road	24.06.2014	120,000,000.00	90,373,011.66	29,626,988.34	90,373,011.66
20854000	USD	ACTIVE	Mirama - Kabale Transmission	22.06.2015	83,750,000.00	39,576,012.87	44,173,987.13	39,576,012.87
20864000	USD	ACTIVE	MUYEMBE - NAKA-PIRIPIT ROAD	02.10.2019	110,000,000.00	21,655,068.63	88,344,931.37	21,655,068.63
20865000	USD	ACTIVE	Grid Rural Electrification	07.12.2015	70,730,000.00	69,821,218.54	908,926.50	69,821,218.54
20898000	USD	ACTIVE	LOCAL ECONOMIC GROWTH SUPPORT	25.02.2019	43,000,000.00	13,660,000.00	19,340,000.00	13,660,000.00
20900000	USD	ACTIVE	Specialized Material & Neo Nat	04.04.2012	8,310,000.00	8,207,505.27	102,494.73	7,738,255.60
20916000A	USD	ACTIVE	RWENKUNYE - APAC-LIRA ROAD	12.03.2020	9,180,000.00	730,032.52	8,449,967.48	730,032.52
20916000B	USD	ACTIVE	RWENKUNYE - APAC-LIRA ROAD	12.03.2020	200,820,000.00	39,309,718.41	161,510,281.59	39,309,718.41
BIZTECH-IDB	IDI	ACTIVE	TECHNICAL & VOC EDUC TRAINING	19.04.2020	7,230,000.00	442,416.32	9,676,619.39	442,416.32
IFAD						347,875,632.10	193,847,531.78	253,519,044.36
20040000	SDR	ACTIVE	IFAD AGRIC RECON-STR. 1982	26.03.1982	15,812,198.96	22,130,595.56		4,425,635.56
20043000	SDR	ACTIVE	IFAD SW REG. AGRIC REHAB. PROJ	23.02.1988	8,123,650.78	11,369,780.40		4,547,954.80
20308000	SDR	ACTIVE	AGRICULTURAL DEV'T PROJECT	26.02.1985	12,827,107.90	17,952,691.96	2,481,322.06	5,834,677.15
20529000	SDR	ACTIVE	SMALL HOLDER COTTON REHAB. PRO	22.01.1993	6,491,910.91	9,086,013.60	1.39	4,770,097.91
20563000	SDR	ACTIVE	IFAD COTTON SUB-SECTOR DEV'T P	26.07.1994	8,138,877.70	11,391,091.85		4,746,286.39
20598000	SDR	ACTIVE	VEGETABLE OIL PROJECT	26.05.1998	14,350,000.00	20,084,116.51		10,042,086.25
20630000	SDR	ACTIVE	District Development Support P	11.02.2000	9,433,543.57	13,193,507.76	9,585.50	7,243,072.49
20731000	SDR	ACTIVE	Agricultural Advisory Services	17.08.2001	13,595,927.27	19,028,723.86		12,125,408.38



Loan id	Tranche currency	Status	Name	Date signed	Loan amount	DRAWINGS, STOCK 31.12.2021	UNDISBURSED 31.12.2021	OUTSTANDING INCLUDING ARREARS TOTAL 31.12.2021
20732000	SDR	ACTIVE	Agricultural Modernization Pro	15.02.2002	9,600,000.00	13,301,643.27	134,420.74	7,927,217.67
20754000	SDR	ACTIVE	RURAL FINANCIAL SERVICE PROG	27.10.2003	13,863,426.30	19,403,112.83		13,583,869.53
20772000	SDR	ACTIVE	District Livelihoods Support P	02.08.2007	18,550,000.00	25,940,398.17	21,996.35	21,613,327.75
20773000	SDR	ACTIVE	Community Agri. Infrs. Improv	19.09.2007	9,950,000.00	13,554,929.97	370,990.54	11,466,033.50
20801000	SDR	ACTIVE	Vegetable Oil Devt project 2	21.10.2010	33,500,000.00	44,416,937.96	2,469,327.07	41,333,306.22
20813000	SDR	ACTIVE	Agric Tech & Agri-business Adv.	09.11.2011	8,985,182.68	12,575,571.84		11,947,782.83
20821000	SDR	ACTIVE	Suppl. Community Agric Infrs	20.02.2011	10,690,742.72	14,962,656.61		13,716,939.09
20823000	SDR	ACTIVE	Suppl. District Livelihoods	20.02.2011	11,600,000.00	16,220,376.81	14,867.20	14,931,865.68
20852000	SDR	ACTIVE	PROFIRA	24.11.2014	19,300,000.00	24,770,913.02	2,241,173.99	24,770,913.02
20856000	SDR	ACTIVE	RESTORATION OF LIVELIHOODS	10.07.2015	34,000,000.00	32,792,570.14	14,793,489.89	32,792,570.14
20896000	USD	ACTIVE	NATIONAL OIL PALM PROJECT	29.11.2018	75,820,000.00	5,700,000.00	70,120,000.00	5,700,000.00
OILSEEDS	SDR	ACTIVE	NATIONAL OIL SEEDS PROJECT	12.07.2021	72,300,000.00		101,190,357.06	
IMF						763,476,345.46	757,877,985.46	757,877,985.46
20752005	SDR	ACTIVE	PRGF 10 th	04.08.2005	2,000,000.00	2,799,180.00		
20752006	SDR	ACTIVE	PRGF 11 th	31.01.2006	2,000,000.00	2,799,180.00		
20912000	SDR	ACTIVE	IMF - Rapid Credit Facility	30.04.2020	361,000,000.00	505,251,990.30		505,251,990.30
20921000	SDR	ACTIVE	Extended Credit Facility	21.06.2021	722,000,000.00	252,625,995.15	757,877,985.46	252,625,995.15
NDF						67,836,050.05		47,328,634.20
20386000N	EUR	ACTIVE	NDF - 2 nd POWER	21.06.1990	4,499,145.74	5,106,282.76		1,776,098.22
20388000N	EUR	ACTIVE	NDF 1 st URBAN	28.06.1991	5,435,689.97	6,169,208.90		2,362,675.69
20530000N	EUR	ACTIVE	NDF103 OWEN FALLS EXT	11.05.1994	5,756,138.98	6,532,900.89		3,135,792.42



Loan id	Tranche currency	Status	Name	Date signed	Loan amount	DRAWINGS, STOCK 31.12.2021	UNDISBURSED 31.12.2021	OUTSTANDING IN- CLUDING ARREARS TOTAL 31.12.2021
20531000N	EUR	ACTIVE	NDF 93 TRANS- PORT REHAB	11.05.1994	4,430,628.00	5,028,518.89		2,413,689.07
20622000/R	EUR	ACTIVE	Northern Uganda Reconstruction	30.04.2017	5,158,784.00	5,854,935.87		4,712,509.36
20632000/R	EUR	ACTIVE	EFMP II	30.04.2017	3,448,412.42	3,913,758.28		3,367,652.45
20722000/R	EUR	ACTIVE	Roads Dev. Program Phase II	30.04.2017	7,569,262.93	8,590,696.77		7,391,994.88
20733000	EUR	ACTIVE	Fourth Power Proj- ect UEB	24.01.2002	12,692,352.11	14,405,120.98		11,524,096.80
20758000	EUR	ACTIVE	SUSTAINABLE MGT OF MINERAL RES	17.05.2005	5,872,952.22	6,665,477.49		5,798,965.45
20762000	EUR	ACTIVE	FARM INCOME ENH. & FOR. CON	15.03.2006	4,906,977.38	5,569,149.22		4,845,159.87
OPEC FUND						97,496,739.77	29,798,568.43	61,836,230.77
20274000/R	USD	ACTIVE	SECOND LINE OF CR. TO UDB RESC	21.08.2003	2,022,003.77	2,022,003.77		395,483.77
20434000/R	USD	ACTIVE	KINYARA SUGAR REHAB.	21.08.2003	4,403,745.03	4,403,745.03		957,465.03
20435000/R	USD	ACTIVE	HEALTH SERVICES REHAB	21.08.2003	4,871,998.30	4,871,998.30		1,059,238.30
20552000/R	USD	ACTIVE	TECHNICAL EDUC RESCH.	21.08.2003	6,388,318.04	6,388,318.04		1,359,278.04
20746000	USD	ACTIVE	OPEC FUND HIPC RELIEF INITIATI	21.08.2003	5,900,000.00	5,900,000.00		1,707,980.00
20798000	USD	ACTIVE	Vocational Educa- tion Project	23.03.2010	22,950,000.00	21,971,008.48	978,991.52	11,558,928.48
20828000	USD	ACTIVE	Energy Dev't & Ac- cess Expansion	29.01.2013	9,959,243.06	9,959,243.06		7,297,493.06
20831000	USD	ACTIVE	Masaka- Bukakata Rd	29.01.2012	15,000,000.00	13,047,025.97	1,952,974.03	12,049,911.97
20863000	USD	ACTIVE	Kayunga & Kamuli Rural Electric	05.11.2015	15,000,000.00	14,829,517.21	170,482.79	13,346,572.21
20883000	USD	ACTIVE	VOCATIONAL EDUC PROJECT 2	23.03.2017	14,300,000.00	929,191.95	13,370,808.05	929,191.95
20889000	USD	ACTIVE	KAYUNGA & YUMBE HOSPITAL	05.02.2015	15,000,000.00	13,162,067.96	1,837,932.04	11,162,067.96
20892000	USD	ACTIVE	LUWERO BUTALAN- GU ROAD	28.08.2018	11,500,000.00	12,620.00	11,487,380.00	12,620.00



ANNEX 6: LOAN STATUS BY NDP III PROGRAMME AS AT 31ST DECEMBER 2021

Creditor / Donor	Project Title	Sector	Ministry/Implementing Agency	Approval date - Donor	Approval date by Parliament	Commitment date (signed by Gov)	Date of Effectiveness*	Initial closure date	New closure date	GRANT amount committed (US\$ m)	LOAN Amount Committed (US\$ m)	Disbursed to date (US\$ m)	Un disbursed to date (US\$m)	% Disbursed	Commissions paid (USD Thousands)	Objective(s)	Status and Explanations for any delays (if any) and/or implementation
AGRO - INDUSTRIALIZATION																	
AfDF	Markets and Agricultural Trade Improvement Project II (MATIP - II)	Agriculture	MoLG	12 - Dec - 14	25 - Jun - 15	28 - Jul - 15	2 - Jan - 15	30 - Jun - 20	30 - Jun - 22	-	84.20	66.81	17.39	79.3%		To improve markets and agriculture trade in Uganda.	<p>Physical performance</p> <ul style="list-style-type: none"> i) Market Infrastructure Development: <ul style="list-style-type: none"> 90% average physical progress for 10 Markets of Lugazi, Entebbe, Busia, Tororo, Soroti, Moroto, Arua, Masaka, Mbarara and Kasese. 25% average physical progress on Markets of Kitgum and Kabale which commenced over a year later. ii) Value Addition and Trade Facilitation: <ul style="list-style-type: none"> Completed the construction of shelters to house the high - level value addition equipment for Arua and Busia Markets. Completed installation of Machines in Arua and Busia high - level value addition facility sites and arrangements are underway to Test Run these Machines Civil works on construction of the shelter to house high - level value addition machines in Soroti is at 21% physical progress Components for Soroti, Agro - processing Facility Equipment are under manufacturing. <p>Challenges:</p> <ul style="list-style-type: none"> Poor project design. Whistle blowers' allegations on the procurement process for the first 7 markets. Delayed procurement. Slow progress on One Market of Masaka due to insufficient mobilisation and deployment of materials and personnel by the contractor.
AfDB	Farm Income and Forest Conservation Project Phase II	Water and Environment	MWE		8 - Jan - 16	17 - Feb - 16	12 - Apr - 16	30 - Jun - 21	31 - Dec - 22	-	76.70	59.03	17.67	77.0%		To improve household incomes, food security, and climate resilience through sustainable natural resources management and agricultural enterprises development	<p>Physical Performance</p> <ul style="list-style-type: none"> Civil works for the gravity fed irrigation schemes infrastructure and facilities for: <ul style="list-style-type: none"> Wadelai (1000 ha), 43.00%. Mubuku II (480 ha) 62.03%. Doho II (1178ha) 76.30%. Tochi (500 ha) 89.20%. Ngenge (880 ha) 82.50% Challenges: <ul style="list-style-type: none"> Sustainability challenges Bad weather conditions Delayed procurement <p>Physical Progress</p> <p>Project is still undertaking major procurements</p> <p>Note: - The procurement has delayed given that the project was declared effective over a year ago.</p> <p>Challenges</p> <ul style="list-style-type: none"> Lack of designs for critical components (Acomai irrigation scheme)
AfDF	AGRICULTURAL VALUE CHAIN DEVELOPMENT PROGRAMME	Agriculture			26 - Sep - 18			30 - Jun - 23			79.05	9.55	69.51	12.2%		To improve household incomes, food security, and climate resilience through commercial agricultural practices, sustainable natural resources management and agricultural enterprise development	



Creditor / Donor	Project Title	Sector	Ministry/Implementing Agency	Approval date - Donor	Approval date by Parliament	Commitment date (signed by GoU)	Date of Effectiveness*	Initial closure date	New closure date	GRANT amount committed (US\$ m)	LOAN Amount Committed (US\$ m)	Disbursed to date (US\$ m)	Un disbursed to date (US\$m)	% Disbursed	Commissions paid (USD Thousands)	Objective(s)	Status and Explanations for any delays (if any) and/or implementation
IDA	Agriculture Cluster Development Project	Agriculture	MAAIF - NARO	9 - Apr - 15	15 - Sep - 16	26 - Sep - 16	23 - Jan - 16	31 - Mar - 22		150.00	122.60	27.40	81.7%		To raise on - farm productivity, production and marketable volumes of selected agricultural commodities in specified geographic clusters.	The project has fully rolled out to cover the last 33 districts bringing the total number of districts implementing the project to 57 and covering all the 12 clusters.	
IFAD	NATIONAL OIL PALM PROJECT (NOPP)	Agriculture	MAAIF	6 - Sep - 18				28 - Nov - 28		75.82	7.54	68.27	9.90%		<p>physical performance Start - up activities (PMU among others under formation)</p> <p>Challenges • Under process of attainment of lease for the Land acquired in Buvuma. The private partner cannot start its full operations in Buvuma without lease agreement.</p>		
DIGITAL TRANSFORMATION																	
IDA	Regional Communications Infrastructure Program (RICIP) Phase V	ICT and National Guidance	NITA - U	22 - May - 15	25 - Nov - 15	4 - Feb - 16	26 - May - 16	28 - Feb - 22		75.00	84.59	- 9.59	112.8%		<p>(i) Lower prices for international capacity and extend the geographic reach of broadband networks</p> <p>(ii) Improve the governments efficiency and transparency through e - government applications</p>	<p>Physical progress: 1. The Gap Analysis of the Policy, Legal and Regulatory Framework for the ICT Sector has been completed and signed off by the ministry of ICT and National Guidance. The development policies, strategies and legislation following the recommendations are yet to start.</p> <p>2. The strategy has been finalised and RCIP will now focus on supporting its implementation through developing a National Broadband Infrastructure for mapping the existing the broadband infrastructure in Uganda</p> <p>The effects of COVID - 19 outbreak in Uganda continued to delay the completion of the planned project activities due to lockdown and limitations to physical movement. However, the PIU continued to leverage the available online platforms to engage the teams to ensure that evaluations and other Project engagements continued to take place. -Components 2 (connectivity) and 3 (e - Government services) are advancing well with commitment rates of 73.5% and 67.8% respectively. Four (4) contracts valued at approximately \$4.5m are currently behind the schedule and being closely monitored to avoid any slippage. The project is due to close on February 28, 2022, therefore all activities are required to be completed by then</p>	



Creditor / Donor	Project Title	Sector	Ministry/Implementing Agency	Approval date - Donor	Approval date by Parliament	Commitment date (signed by GoU)	Date of Effectiveness*	Initial closure date	New closure date	GRANT amount committed (US\$ m)	LOAN Amount Committed (US\$ m)	Disbursed to date (US\$ m)	Un disbursed to date (US\$m)	% Disbursed	Commissions paid (USD Thousands)	Objective(s)	Status and Explanations for any delays (if any) and/or implementation
SCB	National CCTV Network Expansion Project	Justice, Law and Order	UPF		25 - Apr - 19	17 - May - 19		17 - May - 22		-	86.02	86.02	- 0.00	100.0%		To develop capacity to track criminals, money launderers, tax evaders, traffic management and other economic and social crimes by cameras and other means hence improving tourism and investments; promoting economic and social development; and building confidence in the public thereby improving on Growth Domestic Product (GDP) of the country.	Camera installation completed in the Kampala Metropolitan Area. Monitoring centres, trenching, fibre laying, data centre and backup center completed. Preparatory works for phase II which covers the rest of the country are ongoing. Factory tests have been completed. Equipment delivery is ongoing.
HUMAN CAPITAL DEVELOPMENT																	
OFID	Rehabilitation & Expansion of Yumbe and Kayunga General Hospitals	Health	MoH		16 - Sep - 14	5 - Feb - 15	16 - Apr - 15	31 - Dec - 18	31 - Dec - 21		15.00	13.16	1.84	87.7%		The objective of the project is to contribute to delivery of the Uganda National Minimum Health Care Package (UNMHCP) through improvement of Health Infrastructure at the two hospitals.	<p>Physical Performance</p> <ul style="list-style-type: none"> Civil Works at Kayunga and Yumbe Hospitals: Civil works practically completed, with monitoring of completed civil works for correction of defects on-going during the Defects Liability Period ending 9th December 2021. Installation of medical equipment and furniture is on-going with only Non-medical furniture (Lot 3) and imaging equipment (Lot 1 - D) delivered, installed, tested and verified. Delivery of equipment under Lots 1B, 1C and 2 equipment extended to 31st March 2021. Lot 1A – Laboratory Equipment contracts signed on 2nd February 2021 with a delivery period of 5 months. Procurement of transport equipment (ambulances, mini-buses and pick-ups) – Bid Evaluation Report awaits approval of MCC and the Funding Agencies. <p>Challenges:</p> <ul style="list-style-type: none"> Delayed procurement Low capacity of the contractor for Yumbe Hospital Delayed procurement of consultants, contractor and equipment Workers' strikes at the start of work, difficulty of transportation of materials due to poor roads, heavy rains between June & December 2019 and the COVID19 Pandemic at Yumbe Hospital Extension of delivery periods for Equipment Supply in view of the Impact of the Covid - 19 Global Pandemic Delays in settlement of withdrawal applications submitted to the Funding Agencies



Creditor / Donor	Project Title	Sector	Ministry/Implementing Agency	Approval date - Donor	Approval date by Parliament	Commitment date (signed by Gov)	Date of Effectiveness*	Initial closure date	New closure date	GRANT amount committed (US\$ m)	LOAN Amount Committed (US\$ m)	Disbursed to date (US\$ m)	Un disbursed to date (US\$m)	% Disbursed	Commissions paid (USD Thousands)	Objective(s)	Status and Explanations for any delays (if any) and/or implementation
IDA	UGANDA SKILLS DEVELOPMENT PROJECT - PSFU	Accountability	PSFU	26 - May - 16	20 - Apr - 16	17 - Mar - 17	20 - Jul - 17	31 - Dec - 22		30.00	22.42	7.57	74.8%			To enhance the capacity of institutions to deliver high quality, demand driven training programs in target sectors	<p>Physical progress</p> <ul style="list-style-type: none"> i. Matching grant facility is moving on smoothly. ii. Approval of TVET policy by Cabinet completed. iii. Advisory committee already in place for UTC Lira. Schemes designs for the UTCs in place and final designs completed. Twinning with International institutions was completed. <p>Challenges:</p> <ul style="list-style-type: none"> • Close date is soon and yet the procurement for the construction work is not complete. • Delayed procurement of training institutions.
IDA	Eastern and Southern Centres of excellence	Education and Sports	MoES	22 - Apr - 15	6 - Apr - 16	24 - Jun - 16	28 - Oct - 16	31 - Dec - 22		23.19	16.05	7.14	69.2%			To support the recipient to strengthen selected Eastern and Southern Africa Higher Education Institutions in the recipients tertiary to deliver quality post graduate education and build collaborative research capacity in the regional priority areas	<p>Uganda has four Centers: ACE for Agro - Ecology and Livelihood Systems (ACALISE) at Uganda Martyrs' University, Makerere Regional Centre for Crop Improvement (MaRCCI), ACE for Materials, Product Development and Nano Technology (MaPRONANO) both at Makerere University and the Pharm - Biotechnology and Traditional Medicine Centre (PHARMBIOTRAC) hosted by Mbarara University of Science and Technology.</p> <p>Project implementation was affected by the lock - down instituted by government to curb the spread of COVID - 19 as the Universities were closed. Implementation is on - going however there are challenges such as;</p> <ul style="list-style-type: none"> i. There is no regional body for accreditation of programmes created by the centres; ii. Independent verification agent came on board 2 years after project was declared effective and also the Bank is one of the verifiers which is a conflict of interest. The bank has delayed
IDA	Skills Development Project	Education and Sports	MoES	4 - Aug - 16	21 - Dec - 16	17 - Jan - 17	25 - May - 17	30 - Jun - 21		71.09	56.00	15.09	78.8%			To enhance the capacity of institutions to deliver high quality, demand - driven training programs in target sectors.	<p>Project implementation is improving . An inkind contribution of funds was made through a re - allocation of USD 947, 000 from Window 1 to Operations.</p> <p>Implementation of results based financing expected to start in Jan 2019 in 28 districts. 721 health workers were awarded scholarships. Awareness and training on Birth and Death registration is on - going in several districts. Ministry of Health awaits no - objection from the International Development Association on the bid evaluation for supply of ICT equipment for NIRA offices.</p> <p>Challenges:</p> <ul style="list-style-type: none"> • Lack of teaching aid like text books. • Inadequate skills. • Poor project design • Activation of the Contingent Emergency Response Component to fund Ebola related activities. This will see a cut of USD 5 Million from the project. The Bank, Ministry of Health and Ministry of Finance, Planning & Economic Development are yet to agree on how to fund the activities which are affected by this cut.
IDA	Reproductive Maternal and Child Health Services Improvement Project	Health	MoH	22 - Apr - 15	6 - Apr - 16	24 - Jun - 16	28 - Oct - 16	31 - Dec - 22		110.00	95.38	14.62	86.7%			To improve utilization of essential health services with a focus on reproductive, maternal, new born, child and adolescent health services in target districts	<p>a) To improve utilization of essential health services with a focus on reproductive, maternal, new born, child and adolescent health services in target districts</p> <p>b) To scale up birth and death registration services</p>



Creditor / Donor	Project Title	Sector	Ministry/Implementing Agency	Approval date - Donor	Approval date by Parliament	Commitment date (signed by GoU)	Date of Effectiveness*	Initial closure date	New closure date	GRANT amount committed (US\$ m)	LOAN Amount Committed (US\$ m)	Disbursed to date (US\$ m)	Un disbursed to date (US\$m)	% Disbursed	Commissions paid (USD Thousands)	Objective(s)	Status and Explanations for any delays (if any) and/or implementation
IDA	COVID - 19 RESPONSE AND EMERGENCY PREPAREDNESS PROJECT	Health	MoH		10 - May - 21		31 - Dec - 22				13.13	2.99	10.14	22.8%			
IDB (ISFD)	Business Technical and Vocational Education Training Support (TVETS) Project - Phase III	Education and Sports	MoES			19 - Apr - 20	01 - Mar - 25			10.00		-	10.00	0.0%		To improve access to BTVET, improve quality of skill development training, support to institutional management capacity building and support to project management.	Initial preparatory works underway
ITALY	Karamoja Infrastructure Development Project	Health	MoH		18 - Jun - 20					11.72		-	11.72	0.0%		Karamoja Infrastructure development in the health centre	
OFID	Vocational Education Project Phase 2	Education and Sports	MoES		21 - Feb - 17		31 - Dec - 22			14.30		1.02	13.28	7.1%		To contribute to the expansion of equitable access to quality post - primary education and training in amuria, hoima, kamuli, masaka - lwengo, mukono, nakasongola, namutumba, pader and yumbe project areas as part of the universal post - primary education and training program	<p>Physical Progress: Project has experienced several delays amounting to a time lag of 2 years compared to the planned implementation schedule. There - procurement process for infrastructure - related consultancy services, which is on the critical path for unlocking the civil works and supplies/equipment components is at contracting stage. The project is rescheduled for completion in December 2022</p> <p>Challenges Cancellation and re - launch of the previously completed procurement process under the Consultancy Service component of the project Delays in the procurement process Poor project management</p> <p>Actionable Points There is need for the sector to expedite the procurement process The sector head needs to take keen interest in the monitoring and implementation of the project</p>



Creditor / Donor	Project Title	Sector	Ministry/ Implementing Agency	Approval date - Donor	Approval date by Parliament	Commitment date (signed by Gov)	Date of Effectiveness*	Initial closure date	New closure date	GRANT amount committed (US\$ m)	LOAN Amount Committed (US\$ m)	Disbursed to date (US\$ m)	Un disbursed to date (US\$m)	% Disbursed	Commissions paid (USD Thousands)	Objective(s)	Status and Explanations for any delays (if any) and/or implementation
BADEA	Rehabilitation & Expansion of Yumbe and Kayunga General Hospitals	Health	MoH		16 - Sep - 14	20 - May - 16	31 - Dec - 18	31 - Dec - 20			7.00	3.42	3.58	48.9%		<p>The objective of the project is to contribute to delivery of the Uganda National Minimum Health Care Package (UNMHCP), through improvement of Health Infrastructure at the two hospitals.</p>	<p>Physical Performance</p> <ul style="list-style-type: none"> Civil Works at Kayunga and Yumbe Hospitals: Civil works practically completed, with monitoring of completed civil works for correction of defects on-going during the Defects Liability Period ending 9th December 2021. Installation of medical equipment and furniture is on-going with only Non - medical furniture (Lot 3) and imaging equipment (Lot 1 - D) delivered, installed, tested and verified. Delivery of equipment under Lots 1B, 1C and 2 equipment extended to 31st March 2021. Lot 1A - Laboratory Equipment contracts signed on 2nd February 2021 with a delivery period of 5 months. Procurement of transport equipment (ambulances, mini - buses and pick - ups) - Bid Evaluation Report awaits approval of MCC and the Funding Agencies. <p>Challenges:</p> <ul style="list-style-type: none"> Delayed procurement Low capacity of the contractor for Yumbe Hospital Delayed procurement of consultants, contractor and equipment Workers' strikes at the start of work, difficulty of transportation of materials due to poor roads, heavy rains between June & December 2019 and the COVID - 19 Pandemic at Yumbe Hospital Extension of delivery periods for Equipment Supply in view of the Impact of the COVID - 19 Global Pandemic Delays in settlement of withdrawal applications submitted to the Funding Agencies



Creditor / Donor	Project Title	Sector	Ministry/Implementing Agency	Approval date - Donor	Approval date by Parliament	Commitment date (signed by GoU)	Date of Effectiveness*	Initial closure date	New closure date	GRANT amount committed (US\$ m)	LOAN Amount Committed (US\$ m)	Disbursed to date (US\$ m)	Un disbursed to date (US\$m)	% Disbursed	Commissions paid (USD Thousands)	Objective(s)	Status and Explanations for any delays (if any) and/or implementation
SAUDI FUND	Rehabilitation & Expansion of Yumbe and Kayunga General Hospitals	Health	MoWT		16 - Sep - 14	1 - Aug - 15	31 - Dec - 18	31 - Dec - 21		15.00	15.00	10.80	4.20	72.0%		The objective of the project is to contribute to delivery of the Uganda National Minimum Health Care Package (UNMHCP), through improvement of Health Infrastructure at the two hospitals.	Physical Performance <ul style="list-style-type: none"> Civil Works at Kayunga and Yumbe Hospitals: Civil works practically completed, with monitoring of completed civil works for correction of defects on-going during the Defects Liability Period ending 9th December 2021. Installation of medical equipment and furniture is on-going with only Non - medical furniture (Lot 3) and imaging equipment (Lot 1 - D) delivered, installed, tested and verified. Delivery of equipment under Lots 1B, 1C and 2 equipment extended to 31st March 2021. Lot 1A – Laboratory Equipment contracts signed on 2nd February 2021 with a delivery period of 5 months. Procurement of transport equipment (ambulances, mini - buses and pick - ups) – Bid Evaluation Report awaits approval of MCC and the Funding Agencies. Challenges: <ul style="list-style-type: none"> Delayed procurement Low capacity of the contractor for Yumbe Hospital Delayed procurement of consultants, contractor and equipment Workers' strikes at the start of work, difficulty of transportation of materials due to poor roads, heavy rains between June & December 2019 and the COVID-19 Pandemic at Yumbe Hospital Extension of delivery periods for Equipment Supply in view of the Impact of the Covid - 19 Global Pandemic Delays in settlement of withdrawal applications submitted to the Funding Agencies
UNICREDIT Bank Austria	Establishment of a Regional Oncology Center in Northern Uganda	Health	MoH UCI		6 - Oct - 20	17 - Nov - 20	30 - May - 22			8.87	8.87	3.26	5.61	36.8%		To reduce the incidence of cancer and improve survival. This project will achieve this through strengthening health systems and ensuring universal access to Specialized Services in order to achieve the sector objectives of reducing morbidity and mortality from the major causes of ill health.	The Loan Agreement was signed on 17th November 2020 and we were in the process of fulfilling the conditions precedent for the Agreement to come into effect which has been concluded. We are now waiting for UniCredit Bank to declare the loan effective in order to commence implementation of the project.



Creditor / Donor	Project Title	Sector	Ministry/Implementing Agency	Approval date - Donor	Approval date by Parliament	Commitment date (signed by Gov)	Date of Effectiveness*	Initial closure date	New closure date	GRANT amount committed (US\$ m)	LOAN Amount Committed (US\$ m)	Disbursed to date (US\$ m)	Un disbursed to date (US\$m)	% Disbursed	Commissions paid (USD Thousands)	Objective(s)	Status and Explanations for any delays (if any) and/or implementation
CHINA - EXIM BANK	National Science, Technology and Engineering skills Enhancement Project	Science, Technology and Innovation	UNCST		26 - Sep - 18	26 - Apr - 19	16 - Jul - 19	16 - Jul - 23		84.74	29.11	55.63	34.4%		<p>Establish the National Science, Technology Engineering and Innovation Centre (NSTEIC) and Technology Innovation and Business Incubation Centre (TIBC) to enhance STEI Skills development and promote STEI based enterprise development among graduates, craftsmen, technicians, engineers as well as other scientists and innovators.</p> <ul style="list-style-type: none"> • Re - tool graduates, craftsmen, technicians and engineers and equip them to undertake various infrastructural works (electricity distribution, water drilling and distribution, road construction, building construction, pipeline construction, light railway construction, etc.) to promote local content, generate employment and create wealth. • Establish technology, innovation and business incubation facilities including workspaces and common - user facilities for scientists and innovators to help them further develop their technologies and business models. 	<p>The Project civil works for Rwebitete, Kirihura is at 35% completion and Namanve 30% completion. Equipment at 65% completion</p> <p>Challenges:</p> <ul style="list-style-type: none"> • Structural changes in the implementing agency. • There are no challenges so far as the project is on track • Budgetary issues on External Financing for the Project. 	
																	Integrated Transport Infrastructure & Services



Creditor / Donor	Project Title	Sector	Ministry/Implementing Agency	Approval date - Donor	Approval date by Parliament	Commitment date (signed by GoU)	Date of Effectiveness*	Initial closure date	New closure date	GRANT amount committed (US\$ m)	LOAN Amount Committed (US\$ m)	Disbursed to date (US\$ m)	Un disbursed to date (US\$m)	% Disbursed	Commissions paid (USD Thousands)	Objective(s)	Status and Explanations for any delays (if any) and/or implementation
AfDB	Busega - Mpigi Express highway	Works and Transport	UNRA	22 - Jun - 16	21 - Dec - 16	29 - Dec - 16	14 - Feb - 17	31 - Dec - 19	31 - Dec - 22		91.00	19.62	71.38	21.6%	719, 234	1. To contribute to improving road transportation and trade facilitation along the Northern Corridor via Mirama/Kagitumba border 2. To contribute to improving transport services in the Kampala – Mpigi and Kagitumba – Kayonza – Rusumo area to stimulate and support local economic activities 3. Improve transport services (reduction in vehicle operating costs and travel time) 4. Improved processing time for clearance of imports and exports, and improved safety	• 9.11km of the right of way has been secured. • The Civil Works contract was signed on 18th June 2019. Advance was paid and commencement of works issued for 22 November 2019. • The Physical Progress is now at 0.43% against the planned 4.59%. Challenges: • Whistle blowers on the Civil Works Contract for Busega – Mpigi (23.7km) Road that delayed procurement. • Repeat of the RAP due to changes in road alignment to accommodate the proposed route for the Standard Gauge Railway created delays.
AfDB	Multinational Kapchorwa - Saum - Kitale and Eldoret Bypass Roads Project	Works and Transport	UNRA		28 - Nov - 17	19 - Feb - 18	24 - May - 18	31 - Dec - 22		38.40	14.79	23.61	38.5%	242, 910	To improve access and connectivity between Uganda and Kenya as well as stimulate economic activity in the Eastern part of Uganda and Western Part of Kenya and ease the traffic congestion along the Northern Corridor and within Eldoret town Physical performance Civil works of Kapchorwa - Saum road (7.3km) stand at 14.47% against planned of 34.38%. Challenges: • Delayed land Acquisition was a major challenge as a result of PAPs disputing compensation amounts and absence of Land owners for verification. • Bad weather conditions causing delay in implementation. • Delayed Procurement. • The issues of whistleblowing and lengthy administrative reviews.		
AfDB	KAMPALA-JINJA EXPRESSWAY PROJECT	Works and Transport	UNRA		2 - Jun - 20					229.47	0.34	229.12	0.1%		Construction of a Greenfield limited access tolled expressway between Kampala and Jinja that entails a 77km mainline (the "Kampala Jinja Mainline") and an 18km bypass to the south of Kampala city (the "Kampala Southern Bypass").		



Creditor / Donor	Project Title	Sector	Ministry/Implementing Agency	Approval date - Donor	Approval date by Parliament	Commitment date (signed by Gov)	Date of Effectiveness*	Initial closure date	New closure date	GRANT amount committed (US\$ m)	LOAN Amount Committed (US\$ m)	Disbursed to date (US\$ m)	Un disbursed to date (US\$m)	% Disbursed	Commissions paid (USD Thousands)	Objective(s)	Status and Explanations for any delays in disbursement and/or implementation
AfDB	KAMPALA CITY ROADS REHABILITATION PROJECT (KCRRP)	Works and Transport			17 - Jun - 20		31 - Dec - 24				224.00	0.21	223.79	0.1%		To accelerate Uganda's competitiveness by shoring up productivity gains from infrastructure development in Kampala and integrating the growth spill over via efficient transportation networks to the rest of the country	<p>The project consists of the following components:</p> <p>A. Road Construction Works: This component involves rehabilitation and/or upgrading of 67km of urban roads/streets and twenty two (22) junction improvements. Roads works shall entail reconstruction and paving of pre - selected roads and installation of traffic signals at the proved junctions; enhancement of drainage structures, incorporation of road safety measures, social infrastructure (roadside markets and public toilets), provision of 1600 streetlights, and environmental and social mitigation measures. The civil works will be packaged and tendered as five (5) lots under separate contracts</p> <p>B. Project supervision and implementation support services: This component includes: (i) construction supervision services for the road civil works described above; (ii) monitoring & evaluation and technical audit services; (iii) Project implementation support to kampala Capital City Authority (KCCA) (iv) financial audit by Office of the Auditor General; (v) solid waste management services; (vi) development of urban design guidelines.</p> <p>C. Institution Capacity Building: This component includes (i) provision of road maintenance equipment to KCCA; and (ii) establishment of a Road Safety Unit at KCCA.</p> <p>D. Women and Youth Skills Development: This component includes (i) training in basic construction and entrepreneurship development; and (ii) training in business skills and facilitation of AFAMA reimbursable financing.</p> <p>E. Provision of Eco - bus Services: This component includes; (i) provision of public transport technical assistance; and (ii) supply and delivery of at least 50 eco - buses;</p> <p>F. Compensation and resettlement: This component makes provisions for adequate compensation and resettlement of Project Affected Persons and relocation of utilities.</p>



Creditor / Donor	Project Title	Sector	Ministry/Implementing Agency	Approval date - Donor	Approval date by Parliament	Commitment date (signed by GoU)	Date of Effectiveness*	Initial closure date	New closure date	GRANT amount committed (US\$ m)	LOAN Amount Committed (US\$ m)	Disbursed to date (US\$ m)	Un disbursed to date (US\$m)	% Disbursed	Commissions paid (USD Thousands)	Objective(s)	Status and Explanations for any delays (if any) and/or implementation
AfDF	UPGRADING MBALE - BUBULO - LWAKHAKHA ROAD	Works and Transport	UNRA	22 - Jun - 16	21 - Dec - 16	29 - Dec - 16	14 - Feb - 17	31 - Dec - 21		42.29	42.29	17.13	25.16	40.5%		<p>Contribute to socio-economic development, poverty reduction and cross border trade through an improved and sustainable transport system that links centers of economic activity and access to social services. - Upgrading Bumbibi - Rwakhakha Road from gravel to bitumen standard thereby contributing to improved standard of living; support the tourism industry; and regional integration and cross border trade with DRC and Kenya.</p>	<p>The overall progress of civil works stands at 10.57% against a plan of 20.86%. Bumbobi - Lwakhakha</p> <p>Challenges:</p> <ul style="list-style-type: none"> Delays in procurement arising from whistle blowers. The terrain/landscape in the area not favourable. Heavy rains which caused delays in progress of works.
AfDF	Busega - Mpigi Express highway	Works and Transport	UNRA	22 - Jun - 16	21 - Dec - 16	29 - Dec - 16	14 - Feb - 17	31 - Dec - 19	31 - Dec - 22	59.86	59.86	12.29	47.57	20.5%		<p>1. To contribute to improving road transportation and trade facilitation along the Northern Corridor via Mirama/Kagitumba border</p> <p>2. To contribute to improving transport services in the Kampala - Mpigi and Kagitumba - Kayonza - Rusumo area to stimulate and support local economic activities</p> <p>3. Improve transport services (reduction in vehicle operating costs and travel time)</p> <p>4. Improved processing time for clearance of imports and exports, and improved safety</p>	<p>Physical Performance</p> <ul style="list-style-type: none"> 9.11km of the right of way has been secured The Civil Works contract was signed on 18th June 2019. Advance was paid and commencement of works issued for 22 November 2019. The Physical Progress is now at 0.43% against the planned 4.59%. <p>Challenges:</p> <ul style="list-style-type: none"> Whistle blowers on the Civil Works Contract for Busega - Mpigi (23.7Km) Road that delayed procurement. Repeat of the RAP due to changes in road alignment to accommodate the proposed route for the Standard Gauge Railway created delays.



Creditor / Donor	Project Title	Sector	Ministry/Implementing Agency	Approval date - Donor	Approval date by Parliament	Commitment date (signed by Gov)	Date of Effectiveness*	Initial closure date	New closure date	GRANT amount committed (US\$ m)	LOAN Amount Committed (US\$ m)	Disbursed to date (US\$ m)	Un disbursed to date (US\$m)	% Disbursed	Commissions paid (USD Thousands)	Objective(s)	Status and Explanations for any delays (if any) and/or implementation
AfDF	Multinational Kapchorwa - Saum - Kitale and Eldoret Bypass Roads Project	Works and Transport	UNRA	29 - Mar - 17	28 - Nov - 17	19 - Feb - 18	30 - May - 18	31 - Dec - 22		59.73	14.92	44.81	25.0%	395,581	To improve access and connectivity between Uganda and Kenya as well as stimulate economic activity in the Eastern part of Uganda and Western Part of Kenya and ease the traffic congestion along the Northern Corridor and within Eldoret town	<p>Physical performance Civil works of Kapchorwa - Saum road (73km) stand at 14.47% against planned of 34.38%.</p> <p>Challenges:</p> <ul style="list-style-type: none"> • Delayed land Acquisition was a major challenge as a result of PAPs disputing compensation amounts and absence of Land owners for verification. • Bad weather conditions causing delay in implementation. • Delayed Procurement • The issues of whistleblowing and lengthy administrative reviews. 	
AfDF	Road Sector Support Project - 4 (Kyenjono Hoima - Masindi - Kigumba Road)	Works and Transport	UNRA	13 - Mar - 13	6 - Nov - 13	11 - Dec - 13	8 - Aug - 14	30 - Jun - 18	30 - Jun - 22		112.40	64.55	47.85	57.4%		To improve road infrastructure by upgrading existing Kigumba - Masindi - Hoima - Kabwoya road (135km) from gravel to bitumen standard	<p>Physical Performance Civil works are complete and road has been officially commissioned. Savings on the project will be utilised to build additional town roads by November 30, 2023, including a one - year Defects Liability Period. Preparation of some design studies for future project pipelines; technical audit services; and the establishment of an IMIS at Uganda Road Fund</p> <p>Challenges:</p> <ul style="list-style-type: none"> • Delayed procurement, prolonged acquisition of project right of way, several design revisions, and slow execution of works by the contractors. • There were land acquisition challenges as a result of project affected persons (PAPs) disputing compensation amounts. • Slow progress of works due to the low capacity of the civil works contractor. • Heavy rains in the region throughout the year also posed a challenge as civil works were disrupted. • Delayed procurement of a contractor for civil works.



Creditor / Donor	AfDF	Project Title	Multinational Lake Victoria Maritime Communications and Transport Project	Sector	Works and Transport	Ministry/Implementing Agency	MoWT	Approval date - Donor	24 - Oct - 16	Approval date by Parliament	28 - Nov - 17	Commitment date (signed by GoU)	19 - Feb - 18	Date of Effectiveness*	24 - May - 18 30 - Apr - 21	Initial closure date		New closure date		GRANT amount committed (US\$ m)		LOAN Amount Committed (US\$ m)	14.71	Disbursed to date (US\$ m)	2.06	Un disbursed to date (US\$m)	12.65	% Disbursed	14.0%	Commissions paid (USD Thousands)		Objective(s)	To encourage increased transport and trade on Lake Victoria by improving maritime transport infrastructure including maritime communications, navigation safety aids, and maritime emergency search and rescue services	Status and Explanations for any delays (if any) and/or implementation	<p>Physical Performance</p> <ul style="list-style-type: none"> Establish maritime communications system for safety on Lakes Victoria, Kyoga and Albert i.e. Increase GSM signal coverage on the 3 lakes Contract for the design, installation and commissioning for the Maritime SMS and Voice system to activate the short code 110 at the call center in Entebbe was signed and implementation is on - going (to be launched in November 2021) Preparation for Service Level Agreements with Telecom Companies is on - going (drafting and negotiations with National Telecom Operators) Procurement for extension network coverage on the Lakes has been initiated - to be submitted to Bank for No Objection. 9 No. SAR Centres and Women fish drying shed established Maritime Rescue Coordination Centre (MRCC) established Contract for the preparation of the designs of the MRCC was signed and is on - going. Inception report was submitted and approved. Consultant preparing schematic designs. Contracts signed for the supply of Nine (9) No. Rescue Boats, one (1) No. Ambulance and one (1) No. Firefighting boat. Contract signed for supply and installation of 9 No. weather buoys Counterpart funding releases are irregular hence making project implementation plans to be delayed or differed Un - envisaged Project costs which necessitate re - categorization of funds in order to achieve project goals e.g raising water levels
------------------	------	---------------	---	--------	---------------------	------------------------------	------	-----------------------	---------------	-----------------------------	---------------	---------------------------------	---------------	------------------------	--------------------------------	----------------------	--	------------------	--	---------------------------------	--	--------------------------------	-------	----------------------------	------	------------------------------	-------	-------------	-------	----------------------------------	--	--------------	---	---	--



Creditor / Donor	Project Title	Sector	Ministry/Implementing Agency	Approval date - Donor	Approval date by Parliament	Commitment date (signed by Gov)	Date of Effectiveness*	Initial closure date	New closure date	GRANT amount committed (US\$ m)	LOAN Amount Committed (US\$ m)	Disbursed to date (US\$ m)	Un disbursed to date (US\$m)	% Disbursed	Commissions paid (USD Thousands)	Objective(s)	Status and Explanations for any delays (if any) in disbursement and/or implementation
AfDF	KAMPALA CITY ROADS REHABILITATION PROJECT (KCRRP)				17 - Jun - 20		31 - Dec - 24			54.15	54.15	-	54.15	0%		To accelerate Uganda's competitiveness by shorting up productivity gains from infrastructure development in Kampala and integrating the growth spill over via efficient transportation networks to the rest of the country	<p>The project consists of the following components:</p> <p>A. Road Construction Works: This component involves rehabilitation and/or upgrading of 67km of urban roads/streets and twenty two (22) junction improvements. Roads works shall entail reconstruction and paving of pre - selected roads and installation of traffic signals at the improved junctions, enhancement of drainage structures, incorporation of road safety measures, social infrastructure (roadside markets and public toilets), provision of 1600 streetlights, and environmental and social mitigation measures. The civil works will be packaged and tendered as five (5) lots under separate contracts</p> <p>B. Project supervision and implementation support services: This component includes: (i) construction supervision services for the road civil works described above; (ii) monitoring & evaluation and technical audit services; (iii) Project implementation support to Kampala Capital City Authority (KCCA) (iv) financial audit by Office of the Auditor General; (v) solid waste management services; (vi) development of urban design guidelines.</p> <p>C. Institution Capacity Building: This component includes (i) provision of road maintenance equipment to KCCA; and (ii) establishment of a Road Safety Unit at KCCA.</p> <p>D. Women and Youth Skills Development: This component includes (i) training in basic construction and entrepreneurship development; and (ii) training in business skills and facilitation of AFAWA reimbursable financing.</p> <p>E. Provision of Eco - bus Services: This component includes: (i) provision of public transport technical assistance; and (ii) supply and delivery of at least 50 eco - buses;</p> <p>F. Compensation and resettlement: This component makes provisions for adequate compensation and resettlement of Project Affected Persons and relocation of utilities.</p>
AfDF	Road Sector Support 5 - Rukungiri - Kihhi - Ishasha.	Works and Transport	UNRA	28 - May - 14	4 - Dec - 14	3 - Feb - 15	26 - Aug - 15	30 - Dec - 20	31 - Dec - 22	56.39	56.39	43.21	13.18	76.6%		To upgrade Rukungiri - Kihhi - Ishasha/kanungu from gravel to bitumen standard to improve the people's standard of living	<p>Physical Performance Civil Works:</p> <p>Rukungiri - Ishasha/Kanungu - Kihhi</p> <p>The overall progress of civil works stands at 10.57% against a plan of 20.86%.</p> <p>Bumbobi - Lwakhakha</p> <p>The overall progress of civil works stands at 87.98% against a plan of 90.68%.</p> <p>46.2KM Land acquired of the 78.5KM and continuous access to site available for civil works.</p> <p>Challenges:</p> <ul style="list-style-type: none"> Experienced major delays arising from the withdrawal of M/s Shengli Engineering Construction Group who had earlier been considered the best bidder. Delays in procurement arising from whistle blowers. The terrain/landscape in the area not favourable Heavy rains which caused delays in progress of works. Access to Ishasha Bridge due to delays in cross boarder communication with DRC.



Creditor / Donor	Project Title	Sector	Ministry/Implementing Agency	Approval date - Donor	Approval date by Parliament	Commitment date (signed by GoU)	Date of Effectiveness*	Initial closure date	New closure date	GRANT amount committed (US\$ m)	LOAN Amount Committed (US\$ m)	Disbursed to date (US\$ m)	Un disbursed to date (US\$m)	% Disbursed	Commissions paid (USD Thousands)	Objective(s)	Status and Explanations for any delays (if any) and/or implementation
Commerz bank AG	Bukasa Inland Port	Works and Transport	MoWT	23 - Mar - 16	25 - Apr - 16	15 - Apr - 21				35.59	14.91	20.68	41.9%		To develop a new Kampala Port at Bukasa	<p>Key Deliveries</p> <ul style="list-style-type: none"> a) Port Master plan and Preliminary designs complete. b) Start - up infrastructure (access road, port dredging and surcharging works stand at 43% c) Training and Capacity Building at 76% <p>Pending works on phase I Dredging and Reclamation and works for start - up infrastructure</p> <p>Challenges</p> <ul style="list-style-type: none"> • Non Payment of outstanding invoices due to deferred approvals of commercial invoices. • Lack of sufficient funds for the implementation of RAP has affected progress with so far 1, 401 out 2, 378 PAPs having been compensated. • Communication gap between MoWT and MoFPED on the project status as a result of inactive Steering Committee. • Lack of a final decision on Port Operational Model and consequently delay of the development of a Business Plan as required under the Framework agreement. 	
OFID	Upgrading Luwero Butalangu Road	Works and Transport	UNRA	19 - Feb - 17	21 - Dec - 16	19 - Feb - 17	31 - Dec - 22			11.50	0.01	11.49	0.1%		To contribute to the economic development of the National and local communities in Uganda as a part of the Government's program to develop the transport sector in general and the network of the national roads in particular.	<p>Physical performance</p> <p>Procurement of civil works progressed up to pre - bid meeting stage in November 2017. However, procurement process was cancelled by BADEA to give time for the contract for Consultancy services to be concluded. A cumulative total of 149,89 Acres out of 340,791 Acres of land have been acquired. 18km of the road length out of 29km have been acquired to date.</p> <p>Challenges:</p> <ul style="list-style-type: none"> • Procurement delays caused by the process being cancelled to give time for the procurement of the Design Review and Construction Consultant. <p>Actionable points</p> <ul style="list-style-type: none"> • The sector head needs to take keen interest in the monitoring and implementation of the project. 	



Creditor / Donor	Project Title	Sector	Ministry/Implementing Agency	Approval date - Donor	Approval date by Parliament	Commitment date (signed by GoU)	Date of Effectiveness*	Initial closure date	New closure date	GRANT amount committed (US\$ m)	LOAN Amount Committed (US\$ m)	Disbursed to date (US\$ m)	Un disbursed to date (US\$m)	% Disbursed	Commissions paid (USD Thousands)	Objective(s)	Status and Explanations for any delays (if any) and/or implementation
OFID	Masaka - Bukakata	Works and Transport	UNRA		21 - May - 13	29 - Jan - 13	28 - Oct - 13	31 - Dec - 16	2 - Mar - 21	15.00	15.00	7.72	7.28	51.4%		Increase access to modern facilities and better road safety conditions and work opportunities in Kalangala district. The Already existing Masaka - Bukakata road is to be upgraded to a double bituminous surface road.	Physical Performance: Currently the Cumulative Physical progress is at 20.13% against the Planned 44.44%. Payment of compensation commenced in May 2016 and progress to date is at 95%. The road length that has been acquired to date is 35km. Challenges: • The Procurement Process was initiated in 2013 and following selection of the preferred bidder, the bidder failed to submit a performance security for a period of 1 year. The preferred bidder subsequently failed the due diligence check that was initiated by UNRA and recommendation was made to retender the project. The Best Evaluated bidder turned down the offer even after re - entering. • Also heavy rainfall in the area has caused a delay during the execution of works at implementation.
CHINA - EXIM BANK	Road infrastructure for delivery of first oil - Lot 3	Works and Transport	UNRA		27 - Nov - 19	18 - Mar - 20	12 - Jun - 20	31 - Mar - 24		117.72	117.72	42.62	75.10	36.2%		Design & Build of Buhimba - Nalweyo Bulamagi - Igayaza - Kakumiro roads upgrading project (93km)	Physical progress is currently 48.7% against the planned 89% and the slippage in progress is attributed to the following; (i) Low production by local sub - contractors; (ii) Poor planning and coordination of activities on site; (iii) COVID - 19 pandemic has also affected progress of works; (iv) Obstructions in the Right of Way
CHINA - EXIM BANK	Road infrastructure for delivery of first oil - Lot 2	Works and Transport	UNRA		27 - Nov - 19	18 - Mar - 20	12 - Jun - 20	31 - Mar - 24		152.61	152.61	86.76	65.85	56.9%		Civil Works for the Upgrading of Hoima - Butiaba - Wanseko Road (111km) to paved standard.	Physical progress to paved standard is currently 71.96% against the planned 87.88% and the slippage in progress is attributed to the following; (i) Delayed payment of IPCs; (ii) Rising water level s in Lake Albert affecting works along Butiaba and Wanseko; (iii) COVID - 19 pandemic has also affected progress of works; (iv) Land acquisition challenges .
CHINA - EXIM BANK	Road infrastructure for delivery of first oil - Lot 1	Works and Transport	UNRA		27 - Nov - 19	18 - Mar - 20	12 - Jun - 20	31 - Mar - 24		186.06	186.06	120.56	65.50	64.8%		Design and Build of Masindi (Kasania) - Park Junction and Tangi (Pakwach) Junction - Paraa - Bulisa and Wanseko - Bugungu Roads upgrading Projects (159km)	Physical progress is currently 68.3% against the planned 70.24% and the slippage in progress is attributed to the following; (i) Delayed payment of IPCs; (ii) Rising water level in River Nile has resulted in flooding of the northern bank; (iii) COVID - 19 pandemic has also affected progress of works



Creditor / Donor	Project Title	Sector	Ministry/Implementing Agency	Approval date - Donor	Approval date by Parliament	Commitment date (signed by Gov)	Date of Effectiveness*	Initial closure date	New closure date	GRANT amount committed (US\$ m)	LOAN Amount Committed (US\$ m)	Disbursed to date (US\$ m)	Un disbursed to date (US\$m)	% Disbursed	Commissions paid (USD Thousands)	Objective(s)	Status and Explanations for any delays (if any) and/or implementation
CHINA - EXIM BANK	Upgrading and expansion of Entebbe International Airport	Works and Transport	MoWT, CAA	29 - Jul - 15	31 - Mar - 15	17 - Dec - 15	30 - Dec - 18			200.00	148.94	51.06	74.5%		To increase the capacity of the Entebbe International Airport to handle up to 3.5 million passengers a year, and also handle the biggest aircraft like Airbus 380	<p>Overall physical Progress 79.02% STRENGTHENING OF RUNWAY 17/35 AND ITS ASSOCIATED TAXIWAYS: Overall Physical Progress is 100.0%, Runway 17/35 completed 100% and Taken Over Associated Taxiways (A1, A2, A3, A4 and B) Completed and Taken over, RUNWAY 12/30 AND ITS ASSOCIATED TAXIWAYS: Overall Physical Progress is 98.0%, Runway 12/30 completed and handed over to UCAA. Associated Taxiways J1, J2, H and J3 are partially completed. 3. STRENGTHENING and EXPANSION of APRON 1: Overall Physical Progress is 85.0%, Expansion of Apron 1 is completed to 99.3%, Strengthening of existing Apron 1 is 70.0%. APRON 2: Overall Physical Progress is 99.8% Minor snags to be completed. APRON 4: Overall Physical Progress 99.3%. Paint Markings to be completed CARGO COMPLEX AND CONNECTING ROADS The Overall progress stands at 97.0%. Cargo Building Structure is 90.0 % Landside Area - 99.50%. Land side Access Road (rd. East/South) - 96.5% Airside Service road – 97.5% DOMESTIC WATER AND FIRE FIGHTING WATER TANKS Overall Physical Progress 85.0% Fire Water tank and Installations 97.5% Domestic water tank and Installations 72.5% Remaining is complete connection and testing of Fire water system in New CTB/PTB NEW PASSENGER TERMINAL BUILDING: Physical progress of exploration at 5.8%. Preliminary design approved Detail Design Reviewed and awaiting rectifying by Contractor. Shifting of Cargo to give rise to PTB Construction will follow.</p> <p>Challenges The challenge of the outbreak of Covid - 19. This was significantly felt at the start of the Covid - 19 pandemic restriction from February to October 2020. Although this still continues across board in the construction industry, more especially the international contract where logistics are not fully locally sourced, Changes required by end - users at the New Cargo Building. Delay in Construction of Cargo Commercial Centre: Price Escalations, Interests and Contingency items</p>	



Germany - AKA Ausfuhrkredit	Bukasa Inland Port	Works and Transport	MoWT	Approval date - Donor	23 - Mar - 16	Approval date by Parliament	25 - Apr - 16	Date of Effectiveness*	15 - Apr - 21	Initial closure date	31 - Dec - 19	30 - Nov - 21	New closure date	GRANT amount committed (US\$ m)	LOAN Amount Committed (US\$ m)	Disbursed to date (US\$ m)	Un disbursed to date (US\$m)	% Disbursed	Commissions paid (USD Thousands)	Objective(s)	Status and Explanations for any delays (if any) and/or implementation
IDA	Kampala Institutional Infrastructure Development (KIIDP II)	Works and Transport	KCCA	Approval date - Donor	20 - Mar - 14	Approval date by Parliament	16 - Feb - 15	Date of Effectiveness*	7 - Dec - 15	Initial closure date	31 - Dec - 19	30 - Nov - 21	New closure date	GRANT amount committed (US\$ m)	LOAN Amount Committed (US\$ m)	Disbursed to date (US\$ m)	Un disbursed to date (US\$m)	83.9%		To enhance infrastructure and institutional capacity of KCCA to improve urban mobility in Kampala	<p>Key Deliveries</p> <ul style="list-style-type: none"> a) Port Master plan and Preliminary designs complete. b) Start - up infrastructure (access road, port dredging and surcharging works stand at 43%. c) Training and Capacity Building at 76%. <p>Pending works on phase 1 Dredging and Reclamation and works for start - up infrastructure</p> <p>Challenges</p> <ul style="list-style-type: none"> • Non Payment of outstanding invoices due to deferred approvals of commercial invoices. • Lack of sufficient funds for the implementation of RAP has affected progress with so far 1,401 out of 2,378 PAPs having been compensated. • Communication gap between MoWT and MoFPED on the project status as a result of inactive Steering Committee. • Lack of a final decision on Port Operational Model and consequently delay of the development of a Business Plan as required under the Framework agreement.
																				To develop a new Kampala Port at Bukasa	<p>Physical progress:</p> <ul style="list-style-type: none"> i. Implementation of Batch 1 works (roads have been completed) ii. There have been delays in the procurement of Batch 2 civil Works contractor. Contracts have been signed <p>Challenges:</p> <ul style="list-style-type: none"> • There was a suspension of works for one year due to protracted RAP which has resulted in delays.



IDA	North Eastern Road Corridor Asset Management project	Works and Transport	UNRA	Approval date - Donor 30 - Apr - 14	Approval date by Parliament 17 - Dec - 14	Commitment date (signed by GoU) 16 - Feb - 15	Date of Effectiveness* 1 - Jul - 15	Initial closure date 31 - Oct - 24	New closure date	GRANT amount committed (US\$ m)	LOAN Amount Committed (US\$ m) 243.80	Disbursed to date (US\$ m) 38.18	Un disbursed to date (US\$m) 205.62	% Disbursed 15.7%	Commissions paid (USD Thousands)	Objective(s) To reduce transport costs, enhance road safety and improve and preserve the road assets sustainably by applying cost effective performance based asset management contracts along Tororo - Kamdini road Corridor.	Status and Explanations for any delays (if any) and/or implementation This project has a Risk Ranking of 3 (moderate risk) due to Value at Risk/Project Cost which over 50% Component 1 - Road Rehabilitation, Operations and Maintenance This component finances long - term (8.5years) roadwork contracts and the associated project management contracts for the Tororo - Mbale - Soroti - Lira - Kamdini road (340 km). The scope of works on the 340km corridor was packaged into two lots: Lot 1: Tororo - Mbale - Soroti (150.8km) and Lot 2: Soroti - Dokolo - Lira - Kamdini (189.4km) Component 2 - Institutional Support To ensure sustainability, technical assistance for UNRA to focus on designing, awarding, and managing OPRC contracts. In addition, local stakeholders, including regulatory bodies, auditors, and the local construction industry are to be supported to help build awareness in order to contribute towards the change process in the way the road network is planned, developed and maintained. Physical progress: Stoppage of Works: All Works (other than Emergency Works on Lira - Kamdini and Routine Maintenance Works) under the Project are stopped since November 6, 2019 and on June 2020 the Bank gave UNRA conditional no - objection to lift the "stop the works" notice. Only emergency works on Lira - Kamdini and Routine maintenance works are ongoing. Challenges • Stoppage of Works: All Works (other than Emergency Works on Lira - Kamdini and Routine Maintenance Works) under the Project are stopped since November 6, 2019 and this will remain in effect until the issues listed in Bank's letter of December 11, 2020 (disputes around the Merok lease agreements, compensation for property damage caused by the contractor's actions, and allegations of intimidation) are addressed to the Bank's satisfaction. • High Undisbursed Credit Amount: The Project's cumulative disbursement in the last six years since the effectiveness is only 32.7 million (13% of the Credit). The high undisbursed amount is mainly attributed to (i) the suspension of Component 1 (which accounts for 96% of NERAMP financing) • Pending Pre - construction Activities: Even though there is a lot of effort and progress towards completion of pre - construction activities, several activities remain.
-----	--	---------------------	------	--	--	--	--	---------------------------------------	------------------	---------------------------------	--	-------------------------------------	--	----------------------	----------------------------------	---	---



Creditor / Donor	Project Title	Sector	Ministry/Implementing Agency	Approval date - Donor	Approval date by Parliament	Commitment date (signed by Gov)	Date of Effectiveness*	Initial closure date	New closure date	GRANT amount committed (US\$ m)	LOAN Amount Committed (US\$ m)	Disbursed to date (US\$ m)	Un disbursed to date (US\$m)	% Disbursed	Commissions paid (USD Thousands)	Objective(s)	Status and Explanations for any delays (if any) and/or implementation
IDB	Tiriinyi - Pallisa - Kumi/Kamonkoli Road	Works and Transport	UNRA	7 - Jul - 13	16 - Sep - 14	24 - Jun - 14	6 - May - 15	30 - Jun - 17	11 - Apr - 22		120.00	90.37	29.63	75.3%		To upgrade Tiriinyi - Pallisa - Kumi road (67.18 km) and Pallisa - Kamonkoli road (44.07 km)	<p>Physical performance</p> <p>Tiriinyi - Pallisa - Kumi Road 17.58% physical progress of works has been achieved against 19.71% planned progress. 38Km out of the total 67Km right of way has been acquired. Lot 1, Tiriinyi - Pallisa - Kumi Road; 61.47% physical progress of works has been achieved against 62.07% planned progress. 68.2% of the contract period has elapsed. 41.13Km out of the total 67Km ROW has been acquired. Pallisa - Kamonkoli Road Lot 2, Pallisa - Kamonkoli Road; 55.42% physical progress of works has been achieved against 52.77% planned progress. 59.82% of the contract period has elapsed. 36.84Km out of the total 44.5Km ROW has been acquired. 17.49% physical progress of works has been achieved against 17.30% planned progress. 17.50 Km out of the total 44.50 Km right of way has been acquired.</p> <p>Challenges</p> <ul style="list-style-type: none"> The Supervision Consultant for both contracts is still under procurement, currently they are at the stage of drafting a contract Poor project management Delayed right of way. There was no Right of way for Pallisa - Kamonkoli Road
IDB	Upgrading of Muyembe - Nakapiripiti Road	Works and Transport	UNRA	7 - Apr - 14	10 - Mar - 15	22 - Jun - 15	30 - Jun - 19	7 - Feb - 25		110.00	21.65	88.34	19.7%		To upgrade 92 km existing gravel/earthen road between Muyembe and Nakapiripiti towns to asphaltic road standard and improve 25km secondary road links.	<p>Challenges</p> <ul style="list-style-type: none"> Institutional and Procurement challenges Delayed correspondences between UNRA and the Islamic development Bank caused delay in the procurement process hence no disbursement and in turn, suspension of the funding. 	
IDB	Upgrading of Rwenkunywe - Acoholibur Road	Works and Transport	UNRA			12 - Mar - 20		1 - Oct - 25		200.82	40.03	169.96	19.9%		Works on - going		
JAPAN - JICA	Construction of New Bridge Across River Nile at Jinja plus Additional Financing	Works and Transport	UNRA		28 - Apr - 11	1 - Nov - 10	25 - Jul - 11	25 - Jul - 22		129.27	108.98	20.29	84.3%		To strengthen and secure the transport capacity on the Northern Corridor in Uganda through construction of a new bridge across the river Nile at Jinja	Civil works completed. Effective utilization of the balance of loan is under discussion.	



Creditor / Donor	Project Title	Sector	Ministry/Implementing Agency	Approval date - Donor	Approval date by Parliament	Commitment date (signed by Gov)	Date of Effectiveness*	Initial closure date	New closure date	GRANT amount committed (US\$ m)	LOAN Amount Committed (US\$ m)	Disbursed to date (US\$ m)	Un disbursed to date (US\$m)	% Disbursed	Commissions paid (USD Thousands)	Objective(s)	Status and Explanations for any delays (if any) and/or implementation
JAPAN - JICA	Kampala Flyover Construction and Road Upgrading Project	Works and Transport	UNRA	3 - Sep - 15	3 - Sep - 15	11 - Sep - 15	26 - Feb - 16	26 - Feb - 24	11 - Sep - 23	181.72	181.72	32.59	149.20	17.9%		To mitigate traffic congestion and facilitate urban transportation in Kampala city by/through construction of flyovers	<p>This project has a Risk Ranking of 3 (moderate risk) due to Value at Risk/Project Cost which over 50%</p> <p>Physical Progress The critical issues revolved around land acquisition and utility relocation have been settled with the quick and timely construction of the flyover foundations around Clock Tower. The disbursement will surely be expedited.</p> <p>Challenges: <ul style="list-style-type: none"> Project was delayed due to changes made in design. These changes were introduced long after completing the initial detailed design to accommodate the SGR. Changes in design will require to be implemented in Phases. Phase II of the project will require USD 100 million The issues around land acquisition for Lot - 1 was solved and access to the land was finally granted to the contractor. For Lot - 2, the Board member of Uganda Electoral Commission (EC) requested UNRA to postpone the handing - over of their land that will be utilized for Lot - 2. EC seems to be in need of keeping their land until the end of June 2021, when all the elections are over. The above will however disrupt the smooth implementation of Lot - 2. The situation should carefully be monitored. </p>
BADEA	Upgrading Luwero Butalangu Road	Works and Transport	UNRA	21 - Dec - 16	21 - Dec - 16	19 - Feb - 17	12 - Apr - 18	31 - Dec - 20		11.50	11.50		11.50	0.0%		To contribute to the economic development of the National and local communities in Uganda as a part of the Government's program to develop the transport sector in general and the network of the national roads in particular.	<p>Physical performance Procurement of civil works progressed up to pre - bid meeting stage in November 2017. However, procurement process was cancelled by BADEA to give time for the contract for Consultancy services to be concluded. A cumulative total of 149.89 Acres out of 340.791 Acres of land have been acquired. 18km of the road length out of 29km have been acquired to date.</p> <p>Challenges: <ul style="list-style-type: none"> Procurement delays caused by the process being cancelled to give time for the procurement of the Design Review and Construction Consultant. </p>
BADEA	Masaka - Bukakata	Works and Transport	UNRA	21 - May - 13	21 - May - 13	29 - Jan - 13		31 - Dec - 16	31 - Dec - 21		12.00	4.84	7.16	40.3%		Increase access to modern facilities and better road safety conditions and work opportunities in Kalangala district The Already existing Masaka - Bukakata road is to be upgraded to a double bituminous surface road.	<p>Physical Performance: The works are substantially completed as at 30th June 2021. The final handing over is expected in August 2022.</p> <p>Challenges: <ul style="list-style-type: none"> The Procurement Process was initiated in 2013 and following selection of the preferred bidder, the bidder failed to submit a performance security for a period of 1 year. The preferred bidder subsequently failed the due diligence check that was initiated by UNRA and recommendation was made to retender the project. The Best Evaluated bidder turned down the offer even after re - entering. Also heavy rainfall in the area has caused a delay during the execution of works at implementation. This project has been marred with mis - procurement Improve on contract management and project closure activities. </p>



Creditor / Donor	Project Title	Sector	Ministry/Implementing Agency	Approval date - Donor	Approval date by Parliament	Commitment date (signed by Gov)	Date of Effectiveness	Initial closure date	New closure date	GRANT amount committed (US\$ m)	LOAN Amount Committed (US\$ m)	Disbursed to date (US\$ m)	Un disbursed to date (US\$m)	% Disbursed	Commissions paid (USD Thousands)	Objective(s)	Status and Explanations for any delays (if any) and/or implementation
Spain	Refurbishment of the metric gauge railway line Kampala - Malaba - Concessional	Works and Transport	Works and Transport		11 - May - 21						10.80	-	10.80	0.0%		The development objective of the project is to accelerate Uganda's competitiveness by providing efficient freight and passenger services to the country eventually leading to reduced cost of doing business, generate revenue to sustain its own operations, improved incomes and therefore a better life for the population	
Spain	Refurbishment of the metric gauge railway line Kampala - Malaba - Commercial	Works and Transport	Works and Transport		11 - May - 21					19.97	19.97	-	19.97	0.0%		The development objective of the project is to accelerate Uganda's competitiveness by providing efficient freight and passenger services to the country eventually leading to reduced cost of doing business, generate revenue to sustain its own operations, improved incomes, and therefore a better life for the population	
SCB	Construction of Kabaale Airport in Hoima	Works and Transport	MoWT		28 - Nov - 17	7 - Dec - 17	10 - Jan - 18	8 - Feb - 22		43.75	47.33	- 3.67	- 3.67	108.2%		Construction of Kabaale International Airport in Hoima for delivery of First Oil	Overall progress of project implementation is at 51.52%. The bush clearing, swamp treatment, access road, and box culvert are fully completed. Works are underway on the drainage, bituminous layers and seals and landside cargo terminal, roads and parking. The delays in implementation have been mainly as a result of COVID 19 pandemic.
UKEF	Construction of Kabaale Airport in Hoima	Works and Transport	MoWT		28 - Nov - 17	7 - Dec - 17	10 - Jan - 18	8 - Feb - 22		318.59	457.25	- 3.67	- 3.67	143.5%		Construction of Kabaale International Airport in Hoima for delivery of First Oil	Overall progress of project implementation is at 51.52%. The bush clearing, swamp treatment, access road, and box culvert are fully completed. Works are underway on the drainage, bituminous layers and seals and landside cargo terminal, roads and parking. The delays in implementation have been mainly as a result of COVID 19 pandemic.

MANUFACTURING



Creditor / Donor	Project Title	Sector	Ministry/Implementing Agency	Approval date - Donor	Approval date by Parliament	Commitment date (signed by GoU)	Date of Effectiveness*	Initial closure date	New closure date	GRANT amount committed (US\$ m)	LOAN Amount Committed (US\$ m)	Disbursed to date (US\$ m)	Un disbursed to date (US\$m)	% Disbursed	Commissions paid (USD Thousands)	Objective(s)	Status and Explanations for any delays (if any) and/or implementation
CHINA - EXIM BANK	Construction of 4 Industrial Parks Substations of Luzira, Mukono, Iganga and Namanve	Energy and Mineral Development	UETCL		8 - Jan - 16	3 - Feb - 16	3 - Feb - 19	3 - Feb - 19	1 - Dec - 21		84.98	84.98	-	100.0%		To supply power for the development of Luzira, Mukono, Iganga and Namanve Industrial Parks	Namanve South 3X60MVA, 132/33kV Substation at 100%, Site handed over in June 2016 Construction, Installation and commissioning completed, Energized on 26th January 2021 Mukono 3X60MVA, 132/33kV Substation at 100%, Site handed over in September 2016 Construction, Installation and commissioning completed, Energized on 4th July 2019 Iganga 2X40MVA, 132/33kV Substation at 100%, Site handed over in October 2017 Construction, Installation and commissioning completed, Energized on 8th December 2019 Luzira 3X40MVA, 132/33kV Substation works at 98% site handed over in May 2018, Construction, Installation and commissioning completed Awaiting Energization Mukono, 5km, 132kV DC Transmission lines at 100%, Complete Corridor handed over in April 2019, Construction and Installation works completed, Commissioned on 4th July 2019 Iganga, 10km, 132kV DC Transmission lines at 100%, Complete Corridor handed over in May 2019, Construction and Installation works completed, Commissioned on 8th December 2019 Namanve South, 5km, 132kV DC Transmission lines at 100% - Complete Corridor handed over on 7th July 2020, Construction and Installation works completed, Commissioning on the 26th January 2021 Luzira, 15km 132kV DC Transmission lines at 15%, Corridor handed over on 17th February 2020, after fulfilment of the Escrow account conditions, Survey and Valuation of the new cases on - going, Geo - tech study on - going (35 Boreholes out of 52), Some Tower foundations Design reviews on - going, Tower Foundation at 2% (1 tower out of 58), Tower Erection at 0% (58 Towers), Tower Stringing at 0% (15 Sections), Commissioning is expected End - August 2021. Challenges uzira Transmission Line Corridor; The rise in the water lake level has made the working environment very hard for the contractor to access the tower spots during the soil investigation studies, The transmission line corridor is located in Luzira wetland therefore access to the tower spots is very difficult during construction of tower foundations and erection.
PRIVATE SECTOR DEVELOPMENT																	
IDA	Competitiveness & Enterprise Development Additional Financing (CEDP - AF)	Multi - sectoral	PSFU, MoLHUD	2 - Mar - 20	6 - Oct - 20	9 - Nov - 20	31 - May - 22			99.80	99.80	-	99.80	0.0%		To provide social and economic infrastructure for building self-reliance and resilience of poor and vulnerable households of the forcibly displaced and host communities in Uganda.	Project is yet to attain effectiveness



Creditor / Donor	Project Title	Sector	Ministry/Implementing Agency	Approval date - Donor	Approval date by Parliament	Commitment date (signed by Gov)	Date of Effectiveness*	Initial closure date	New closure date	GRANT amount committed (US\$ m)	LOAN Amount Committed (US\$ m)	Disbursed to date (US\$ m)	Un disbursed to date (US\$m)	% Disbursed	Commissions paid (USD Thousands)	Objective(s)	Status and Explanations for any delays (if any) and/or implementation
SCB	Development of Infrastructure (design and build) at Kampala Industrial and Business Park Namanve	Accountability	UIA		18 - Dec - 18	4 - Dec - 19	19 - Dec - 19	19 - Sep - 23	4 - Apr - 21		33.64	31.48	2.16	93.6%		Development of Infrastructure (design and build) at Kampala Industrial and Business Park Namanve	The project's physical progress is at 11%. The studies and surveys as well as engineering reports are at 95% completion. The project component designs are ongoing at 50% completion. The emergency road improvement works are ongoing at 59% completion. The projects structures and systems have been fully set up and the recruitment of UIA's project management team is currently at 50%.
UKEF	Development of Infrastructure (design and build) at Kampala Industrial and Business Park Namanve	Accountability	UIA		18 - Dec - 18	4 - Dec - 19	19 - Dec - 19	19 - Sep - 23	4 - Sep - 23	243.31	243.31	93.29	150.01	38.3%		Development of Infrastructure (design and build) at Kampala Industrial and Business Park Namanve	The project's physical progress is at 11%. The studies and surveys as well as engineering reports are at 95% completion. The project component designs are ongoing at 50% completion. The emergency road improvement works are ongoing at 59% completion. The projects structures and systems have been fully set up and the recruitment of UIA's project management team is currently at 50%.
UKEF	Development of Infrastructure (design and build) at Kampala Industrial and Business Park Namanve	Accountability	UIA		18 - Dec - 18	4 - Dec - 19	19 - Dec - 19	19 - Sep - 23	4 - Sep - 23	243.31	243.31	93.29	150.01	38.3%		Development of Infrastructure (design and build) at Kampala Industrial and Business Park Namanve	The project's physical progress is at 11%. The studies and surveys as well as engineering reports are at 95% completion. The project component designs are ongoing at 50% completion. The emergency road improvement works are ongoing at 59% completion. The projects structures and systems have been fully set up and the recruitment of UIA's project management team is currently at 50%.
PUBLIC SECTOR TRANSFORMATION																	
IDB	Local Economic Growth Support Project	Public Sector Mgt	MoLG		19 - Dec - 18	25 - Feb - 19	31 - Dec - 22			10.00		3.95	6.05	39.5%		1. To improve rural infrastructure with major focus in developing water resources for irrigation and domestic use. 2. To improve the livelihood of local communities by enhancing agricultural and livestock production and fishery	<p>Physical Performance: Setup the LEGS institution Framework including the PMU and DLLUs. Project is ongoing with an expanded location of an additional 4 Core districts making a total of 10 Core Districts. Nonetheless the design features, virtues and components have remained stable. Identified Eligible Community Access Roads and Successfully made designs of 221 Kms Appraised 309 possible sub projects but prioritized 158 Sub Projects Commenced preparations of Detailed Designs and Bills of Quantities for 54% of the Capital Investments: (i) Water Sources for Irrigation Schemes; (ii) Market Sheds; (iii) Market Sheds; (iv) Bulking and Storage Facilities with Processing Plants</p> <p>Challenges: • Changes in project design. The sector is proposing widening the scope to include more districts than envisaged • Customize the LEGS Design and Components to the 10 Districts. This took a little bit of time as it involved a number of bilateral discussions between the GoU and ISDB. • The LEGS is anchored on the Integrated Rural Development Model (IRD). This will require significant resources to uphold. • The COVID Pandemic and the attendant Standing Operating Procedures (SOPs) of social distancing and curtailed movements radically impacted on the Project Speed and implementation performance</p>



Creditor / Donor	Project Title	Sector	Ministry/Implementing Agency	Approval date - Donor	Approval date by Parliament	Commitment date (signed by Gov)	Date of Effectiveness*	Initial closure date	New closure date	GRANT amount committed (US\$ m)	LOAN Amount Committed (US\$ m)	Disbursed to date (US\$ m)	Un disbursed to date (US\$m)	% Disbursed	Commissions paid (USD Thousands)	Objective(s)	Status and Explanations for any delays (if any) and/or implementation
IFAD	Project for Financial Inclusion in Rural Areas (PROFIRA)	Accountability	MoFPED		25 - Sep - 14	24 - Nov - 14	24 - Nov - 21			28.20	24.05	4.16	85.3%			To increase income, improve food security and reduce vulnerability in rural area.	PROFIRA implementation has been progressing well and as of October 2020 has an outreach of 1,327, 048 households as against the design target of 750, 000 households exceeding the outreach by 76%. The project is on its course to achieve its objective and outcomes though COVID 19 related disruptions and set backs could affect project performance.
IFAD	Restoration of Livelihoods in the Northern Region (PRELNOR)	Public Sector Mgt	OPM and Districts		27 - May - 15	10 - Jul - 15	10 - Jul - 22			47.51	32.61	14.90	68.6%			To increase income, food security and reduce vulnerability of poor rural households in the project area which cover 8 districts of Adjumani, Agago, Annuru, Gulu, Kitgum, Lamwo, Nwoya and Pader.	i. 2000 additional (making a total of 4000) vulnerable households mentored and provided with Food Security Grants. ii. The second batch of 208 (total to 427 out of the targeted 600) CBNRM plans developed and funded. iii. Mobile plant clinic sessions conducted at community level. iv. 175 entrepreneurial host farmers received different mechanization technology types. v. Rehabilitation of 606.1 km of Community Access Roads (CARs) ongoing and Procurement of Design Consultants for additional 950km is in advanced stages. Design of 11 Markets was ongoing Challenges <ul style="list-style-type: none"> Delays in procurement arising from administrative reviews and petitions. The allowed cash limit of UX 40, 000, 000 per month in the Districts is delaying access to financial resources at the District Local Governments. Section 24 of the VAT ACT has been amended and re - amended. This has caused anxiety and different interpretation of the law by different clients.
REGIONAL DEVELOPMENT																	
IDA	Great Lakes Trade Facilitation Project	Trade, Industry and Cooperatives	MTIC	25 - Sep - 15	14 - Mar - 17	23 - Mar - 17	17 - Apr - 17	31 - Dec - 20	30 - Jun - 22	13.75	11.92	18.32	86.7%			To facilitate cross - border trade by increasing the capacity for commerce and reducing the costs faced by traders, especially small - scale and women traders, at targeted locations in the borderline.	Finalization of the bidding documents has been completed for Mpondwe border export zone (market); and finalization of safeguards documents (ESIAs for OSBP's, ESIA and RAP for border export zone)



Creditor / Donor	Project Title	Sector	Ministry/Implementing Agency	Approval date - Donor	Approval date by Parliament	Commitment date (signed by Gov)	Date of Effectiveness*	Initial closure date	New closure date	GRANT amount committed (US\$ m)	LOAN Amount Committed (US\$ m)	Disbursed to date (US\$ m)	Un disbursed to date (US\$m)	% Disbursed	Commissions paid (USD Thousands)	Objective(s)	Status and Explanations for any delays (if any) and/or implementation
IDB	Food Security through Increased Rice Production	Agriculture	MAAIF	14 - Jul - 12	6 - Nov - 13	22 - May - 13	20 - Oct - 16	5 - Jul - 16	30 - Jun - 22		34.10	2.44	31.66	7.2%		<ul style="list-style-type: none"> To increase the area under protective irrigation lowland rice production by at least 9,000 Ha. To double the productivity of small scale producers from an average of 1.5 tons/ Ha to 3 tons/ Ha. To facilitate the development of agro - processing and marketing for rice output from small scale producers. To provide 10,000 small holder rice producers steady access to improved inputs. 	<p>Physical Progress:</p> <p>In the process of concluding of all the procurements for the works contracts. Advance payments already made and the project management unit has been fully established with the attendant requirements in form of vehicles, Office furniture and IT equipment among others</p> <p>Challenges:</p> <ul style="list-style-type: none"> Poor project identification and design. Delays in procurement. Delays in fulfilling Project effectiveness conditions. The project did not have feasibility studies in place before loan signature. We have to embark on studies to start up the implementation.
SUSTAINABLE URBANISATION AND HOUSING																	
IDA	Competitiveness & Enterprise Development (CEDP)	Multi - sectoral	PSFU, MoJHUD	9 - May - 13	19 - Dec - 13	31 - Jan - 14	1 - May - 14	31 - Mar - 19	31 - May - 22	-	100.00	92.64	7.36	92.6%		<p>To improve competitiveness of enterprises in Uganda by providing support for: (1) the implementation of business environment reforms, including land administration reform; and (2) the development of priority productive and service sectors</p>	<p>This project is at 85% implementation. A tune of USD 99.8 million was received. The project received Additional Financing that will focus on the land component and tourism.</p>
IDA	Albertine Region Sustainable Development Project	Multi - sectoral	UNRA, MoES, MoJHUD	26 - Mar - 14	22 - Jul - 15	24 - Aug - 15	7 - Dec - 15	31 - Jul - 19	31 - Dec - 22	-	145.00	107.30	37.70	74.0%		<p>To improve regional and local access to infrastructure, markets and skills development in the Albertine Region</p>	<p>Component 1 (UNRA) registered a cumulative physical progress of 88.5% by the end of Dec 2020 with 86.9 km of the main road (Kyenjojo - Kabwoya road) completed up to the second seal.</p> <p>Component 2: civil works on Batch 1 roads registered further progress under the two contracts. Hoima contract registered a physical progress of 86% with a planned completion on January 13, 2021. On the other hand, physical progress on Butlisa contract only increased by 1% to reach 82%.</p> <p>Component 3: four major contracts were signed, two for construction of facilities at UPIK and UTC Kichwamba and two for supply of equipment to UPIK under Lot 1 & 2 for a combined value of USD8.46 million dollars.</p>
ENERGY DEVELOPMENT																	



Creditor / Donor	Project Title	Sector	Ministry/Implementing Agency	Approval date - Donor	Approval date by Parliament	Commitment date (signed by Gov)	Date of Effectiveness*	Initial closure date	New closure date	GRANT amount committed (US\$ m)	LOAN Amount Committed (US\$ m)	Disbursed to date (US\$ m)	Un disbursed to date (US\$m)	% Disbursed	Commissions paid (USD Thousands)	Objective(s)	Status and Explanations for any delays (if any) and/or implementation
Abu Dhabi Fund for Development	Construction of 33KV distribution Projects in Kayunga, Kamuli and Kalungu Service Territories	Energy and Mineral Development	REA		20 - Aug - 15	1 - Aug - 15	31 - Dec - 18	31 - Dec - 21		11.00	10.14	0.86	92.2%		Rural Electrification Project in Masaka - Kalungu Territories	Commissioned and final payments underway	
AfDB	Uganda Rural Electricity Access Project (UREAP)	Energy and Mineral Development	REA		20 - Aug - 15	4 - Nov - 15	12 - Feb - 16	31 - Dec - 15	31 - Dec - 22	100.00	45.14	54.86	45.1%		To provide reliable and affordable electricity to rural Ugandan households, public infrastructure services (schools, health centres and administration offices) and small & medium scale enterprises (SMEs).	<p>Physical progress</p> <ul style="list-style-type: none"> Lot 1: Pole erection is at 95.00%, pole dressing ongoing, 98% of the imported material is on ground. Disbursement is at 80.00% overall. Lot 2, 3 and 4: Contractor is on ground erecting poles. Imported material ie, conductor, earth wire and stay wire is at the contractor's site yard. There will be delays experienced due to inability to conduct FATs for imported material. Lot 5: Pole erection is at 45.00% and stringing is at 30.00%. Imported material is at the various project sites. Lot 7: Pole erection is ongoing however, delays shall be experienced since all the imported material comes from China and the Factory Acceptance Tests are yet to be done. <p>Challenges:</p> <ul style="list-style-type: none"> Slow procurements have marred the project. COVID - 19 has caused some delays during implementation due to adherence to the SOP's and travel restrictions. International travel bans have also hindered Factory Acceptance Tests for the imported material. 	
AFD - France	Mbarara - Masaka Transmission Line	Energy and Mineral Development	MEMD/ UETCL		13 - Mar - 18	27 - Apr - 18	26 - Oct - 18	31 - Dec - 24	27 - Apr - 23	51.94	-	45.16	0.0%		To improve power supply quality and security by providing transmission infrastructure with adequate flexibility. To provide transmission capacity to cater for Grid interconnection between Uganda and Rwanda.	Procurement is ongoing. Project implementation has delayed due to delayed design, tender document preparation and procurement of EPC Contractors due to the Consultancy Contract challenges	
AFD - France	Construction of the 44,7MW Muzizi Hydropower Project and the associated Transmission Line	Energy and Mineral Development	UEGCL		8 - Jan - 16	9 - Dec - 16	7 - Dec - 17	30 - Dec - 21		47.76	-	47.76	0.0%		To generate 48 MW and hence increase the Country's electricity generation capacity to meet present and foreseeable national demand for social economic transformation	Compensation of Project Affected Persons is ongoing at 43%. Procurement of consultants is on - going. Delay in implementation has been due to the delayed procurement of a Contractor and a construction supervision consultant as well as change in the project design.	



Creditor / Donor	Project Title	Sector	Ministry/Implementing Agency	Approval date - Donor	Approval date by Parliament	Commitment date (signed by Gov)	Date of Effectiveness*	Initial closure date	New closure date	GRANT amount committed (US\$ m)	LOAN Amount Committed (US\$ m)	Disbursed to date (US\$ m)	Un disbursed to date (US\$m)	% Disbursed	Commissions paid (USD Thousands)	Objective(s)	Status and Explanations for any delays (if any) and/or implementation
CHINA - EXIM BANK	Karuma Hydropower Dam and Associated Transmission lines and Sub-stations	Energy and Mineral Development	UETCL	9 - Jul - 13	20 - Mar - 15	18 - Dec - 14	7 - Dec - 15	30 - Dec - 17	31 - Dec - 22		789.34	674.53	144.80	85.5%		The main objective is to improve the quantity, quality and reliability of electricity supplied to the region.	Physical progress for Karuma Hydropower dam is currently at 98.7%. The delays in implementation of civil works under the Karuma Hydropower project are attributed to a number of things: defects/non-conformities in civil, hydro mechanics and electromechanical works, and recently the force majeure event caused by COVID - 19 pandemic that constrained manufacturing and shipping of certain equipments and travel of experts to install and commission the equipment
CHINA - EXIM BANK	Bridging the Demand Supply Balance gap Through the Accelerated rural Electrification programme project	Energy and Mineral Development	REA		24 - May - 18	16 - Jan - 19		31 - Jan - 23			212.67	79.58	133.09	37.4%		bridging the demand supply balance gap through accelerated rural electrification	total of 39 sub - contractors, (60 construction teams, about 1200 workers) have already been mobilized to the various sites across the country. At present, a total of 17,025 MV pits have been excavated, 15,351 MV wooden poles have been erected, 10,225 MV fittings have been installed, and 856.02 km of MV lines have been strung. Also, 29,302 LV pits have been excavated, 27,347 LV wooden poles have been erected, 21,762 LV fittings have been installed, and 978.06 km of lines have been strung. 18 schemes have been fully pre-commissioned, another 17 have undergone the pre-commissioning tests. Challenges: There are on-going institutional arrangements that are likely to affect the implementation of the project. Poor project management. COVID - 19 affected implementation of project activities
CHINA - EXIM BANK	Isimba 183 MW Hydropower Project	Energy and Mineral Development	UETCL	21 - Aug - 13	12 - Mar - 15	26 - Nov - 14	24 - Dec - 15	30 - Dec - 17	31 - Dec - 21		482.58	440.10	42.47	91.2%		The objective of the project is to assist in reducing Uganda's severe power shortages, and to accelerate the development of the local economy.	Physical progress of works stands at 98.7%. About 1.3 GWh has been generated from Isimba hydropower plant since January 2019 to Dec 2020. The implementation of snags and outstanding scope stands at 96%. Regarding Component 2 of WORKS AND Bridges, works have been completed to 100% and the static load testing was done and passed. Works on the drainage are still ongoing. Works on the connection road to Kamuli have started. The project was as well challenged by the outbreak of COVID - 19 Pandemic
IDA	Energy for Rural Transformation Phase III	Energy and Mineral Development	MEMD/ REA	5 - Jun - 15	20 - Aug - 15	16 - Dec - 15	31 - Mar - 16	31 - Dec - 20		8.20	135.00	84.86	15.13	59.3%		To increase access to electricity in rural areas of Uganda	In April 2020, the project was restructured to extend the closing date by one year to December 31, 2021. The new closing date will enable the completion of outstanding project activities and achievement of the project's development objectives. All contracts for grid extension and intensification projects were signed
IDA	Grid Expansion and Re-inforcement project	Energy and Mineral Development	UETCL	5/31/2016	21 - Feb - 17	17 - Mar - 17	17 - Jul - 17	31 - Oct - 22			100.00	31.77	64.50	31.8%		To increase availability and efficiency of bulk electricity supply in project areas (Kole, Gulu, Nebbi, Arua)	The four main contracts for Kole - Gulu - Nebbi - Arua have been signed, are effective, and the sites have been handed over to the contractors. The land required for the substations of Kole, Gulu, Nebbi and Arua is fully paid. UETCL has met its obligations to access the substations and the sites have been handed over to the contractor



Creditor / Donor	Project Title	Sector	Ministry/Implementing Agency	Approval date - Donor	Approval date by Parliament	Commitment date (signed by GoU)	Date of Effectiveness*	Initial closure date	New closure date	GRANT amount committed (US\$ m)	LOAN Amount Committed (US\$ m)	Disbursed to date (US\$ m)	Un disbursed to date (US\$m)	% Disbursed	Commissions paid (USD Thousands)	Objective(s)	Status and Explanations for any delays (if any) and/or implementation
IDB	132kV Mirama - Kabale Transmission Line & distribution Project	Energy and Mineral Development	REA	6 - Jun - 14	2 - Apr - 15	22 - Jun - 14	25 - Oct - 15	30 - Jun - 19	14 - Oct - 22		83.75	39.58	44.17	47.3%		To provide adequate transmission infrastructure to meet the energy needs for the Uganda population for social economic development and improve the standard of living for the population by providing electricity needed for better health, education and communication infrastructure.	<p>Physical Progress EPC Contractor for works on - going following the site hand - over</p> <p>LOT 1: (The construction of 85km double circuit 132kV Mirama - Kabale transmission line) Preliminary works (mobilization, site camps establishment) and design reviews on - going.</p> <p>LOT2: (The construction of Kabale Substation and extension of Mirama substation) Retendered due to the Debarment of BEB. Bid received and opened, evaluation report approved by contracts committee, and submitted to the Bank for a No Objection for Contract Award.</p> <p>Contract amendments: Contracts have been amended to allow for execution of additional scope of works. Signing of amendments is expected by 15th July, 2020. This will require additional six (6) calendar months to execute proposed additional works. The implementation of EPC contracts under the distribution component is on - going and the current progress is at 63% and 67% for Lot 3(a) and Lot 3(b) respectively. The EPC contracts have been extended to allow successful project completion.</p> <p>The status of Transmission Line Component under UETCL is as follows:</p> <p>The EPC Contract for Lot 1 (132kV Mirama - Kabale Transmission line - 85km) was signed on February 18, 2020, commenced on June 8, 2020 and to end on Dec 8, 2021. Preliminary works and Design Reviews are ongoing.</p> <p>The EPC Contract for Lot 2 (Transmission Substations): Bid Evaluation report submitted to the Bank on June 29, 2020 for review and Approval of Contract award after retendering as a result of the debarment of the previously identified Best Evaluated Bidders. Contract signature is anticipated by end of July 2020.</p> <p>Right of Way Acquisition: Right of way Acquisition is ongoing and at 65.00% for the transmission line</p> <p>Challenges:</p> <ul style="list-style-type: none"> • Delayed procurement which may lead to delayed project activities with implications on the Last disbursement date. • Poor project design vis a vis economic growth projections. • Access to right of way. • Delayed corridor acquisition due to COVID - 19 pandemic that affected the works since the teams took long to adjust to the standard operating procedure as guided by the Ministry of Health.



Creditor / Donor	Project Title	Sector	Ministry/Implementing Agency	Approval date - Donor	Approval date by Parliament	Commitment date (signed by Gov)	Date of Effectiveness*	Initial closure date	New closure date	GRANT amount committed (US\$ m)	LOAN Amount Committed (US\$ m)	Disbursed to date (US\$ m)	Un disbursed to date (US\$m)	% Disbursed	Commissions paid (USD Thousands)	Objective(s)	Status and Explanations for any delays (if any) and/or implementation
IDB	Opuyo - Moroto 132Kv Transmission line	Energy and Mineral Development	UETCL REA	31 - Mar - 13	8 - Oct - 13	10 - Dec - 13	11 - Sep - 14	13 - Dec - 17			80.60	61.66	18.95	76.5%		Construction of 132kV Transmission line and Distribution lines from Opuyo to Moroto	<p>Physical Progress</p> <p>1) Lot 1, Opuyo – Moroto transmission Line – 99%</p> <p>2) Lot 2, Opuyo extension and New Moroto substation – 90%</p> <p>3) Lot 3, Construction of Rural Electrification Schemes in Moroto - Nakapipiri, Moroto - Moroto Cement Factory and Moroto Kakitikele 33kV line and associated Low Voltage Networks – 94%</p> <p>4) Lot 4, Construction of Rural Electrification Schemes in Moroto - Kotido - Kabong, kotido - Abim with Tee - off to Kacheri 33kV lines and the associated Low voltage Networks – 93%</p> <p>Challenges:</p> <p>RAP implementation. Access to right of way. Incomplete weather disruptions making sites inaccessible along the transmission line route</p> <p>Challenges with funds transmittal to Uganda the project area for Lot 1 contractor whose origin is from Iran due to sanctions on country of origin of EPC contractor. Letter written to Ministry of Finance to engage ISDB to accept payment to be received in Uganda, feedback awaited.</p> <p>Stringing works have not commenced with the contractor sighting that Corona has impacted on availability of his core stringing team who are in Iran and flights to Uganda being suspended for the mean time.</p>
JAPAN - JICA	Kampala Metropolitan Transmission System Improvement Project	Energy and Mineral Development	UETCL		27 - Mar - 18	26 - Apr - 18	21 - Aug - 18	21 - Aug - 26	26 - Apr - 58		125.11	3.59	121.50	2.9%		To improve transmission system in the Kampala Metropolitan Area through construction and renovations of substations, improvement of transmission lines and introduction of mobile substation	<p>The performance of the implementing agency UETCL needs to be carefully monitored through periodical supervision/ checks.</p> <p>Resource mobilization has been the critical issue under COVID - 19.</p>
KfW	Construction of the 44,7MW Muzizi Hydropower Project and the associated Transmission Line	Energy and Mineral Development	UEGCL		8 - Jan - 16	25 - Nov - 16	15 - Feb - 07	30 - Dec - 21			42.25	-	42.25	0.0%		To generate 48 MW and hence increase the Country's electricity generation capacity to meet present and foreseeable national demand for social economic transformation	<p>Compensation of Project Affected Persons and procurement of consultants are on - going. Delay in implementation has been due to the delayed procurement of a Contractor and a construction supervision consultant as well as change in the project design.</p>
KfW	Gulu Agago Transmission Line	Energy and Mineral Development	UETCL		4 - Apr - 19	30 - Oct - 19		31 - Dec - 21	30 - Jun - 22		44.37	3.77	40.59	8.5%		Provide adequate transmission infrastructure to evacuate the planned capacity of Gulu Agago HPP I, II, & III (3,7,9MW) hydro power plants	<p>Procurement is ongoing. Compensation of projected affected persons is at 90%. Project implementation delayed due to lengthy EPC Procurements as a result of COVID Pandemic.</p>



Creditor / Donor	Project Title	Sector	Ministry/Implementing Agency	Approval date - Donor	Approval date by Parliament	Commitment date (signed by GoU)	Date of Effectiveness*	Initial closure date	New closure date	GRANT amount committed (US\$ m)	LOAN Amount Committed (US\$ m)	Disbursed to date (US\$ m)	Un disbursed to date (US\$m)	% Disbursed	Commissions paid (USD Thousands)	Objective(s)	Status and Explanations for any delays (if any) and/or implementation
KfW	Mutundwe -Entebbe Transmission line	Energy and Mineral Development	UETCL, REA	8 - Oct - 13	10 - Dec - 13	13 - Dec - 17	24 - Apr - 22	20.40	5.87	14.36	28.8%	To construct approx 35 km of double circuit 132Kv transmission line between Mutundwe and Entebbe to extend the existing Mutundwe substation by 132Kv line bays and construction of the new Entebbe 132/33 Kv substation with two 132Kv line bays, two 132/33 Kv power transformer bays, one coupler bay and a 33 Kv indoor switchgear.	The physical progress of Substations is at 64%, and the Transmission Line: at 72%. Compensation of projects PAP's is at 79%. Project implementation has been delayed by delayed procurement, the need to redesign the transmission line for the 3km Nambigirwa swamp section as a result of different swamp depth from earlier planned and COVID 19 pandemic that mainly affected the project management team.				
KfW	Mbarara - Masaka Transmission Line	Energy and Mineral Development	MEMD/ UETCL	13 - Mar - 18	21 - Jun - 18	31 - Dec - 23	5 - Aug - 19	49.00	38.84	40.44	79.3%	To improve power supply quality and security by providing transmission infrastructure with adequate flexibility. To provide transmission capacity to cater for Grid interconnection between Uganda and Rwanda.	Procurement is ongoing. Project implementation has delayed due to delayed design, tender document preparation and procurement of EPC Contractors due to the Consultancy Contract challenges				
Spain	Airborne Geophysical Surveys and Geological Mapping of Karamoja Region	Energy and Mineral Development	MEMD	30 - Jan - 20	8 - Apr - 20	29 - Jul - 20	30 - Jun - 22	11.83	3.65	8.17	30.9%	a) Carrying out airborne geophysical survey of Karamoja b) Complete the gap in high quality airborne geophysical data coverage of Uganda c) Acquire remote Sensing data for Karamoja region to map mineral signatures of Karamoja d) Map mineral potential of Karamoja e) Package Karamoja region for mining investment opportunities in Karamoja f) Update Geophysical map of Uganda for mineral investment promotion	The loan became effective on 29th July 2020 but no disbursements have been made so far because of the delay in Government making the 15% down payment as stipulated in the Financing Agreement. Government has so far paid 90% of the 15% down payment. There was also a delay in securing the necessary clearances from the Uganda Civil Aviation Authority but all these have been obtained and the project is expected to commence in March 2021.				



Creditor / Donor	Project Title	Sector	Ministry/Implementing Agency	Approval date - Donor	Approval date by Parliament	Commitment date (signed by Gov)	Date of Effectiveness*	Initial closure date	New closure date	GRANT amount committed (US\$ m)	LOAN Amount Committed (US\$ m)	Disbursed to date (US\$ m)	Un disbursed to date (US\$m)	% Disbursed	Commissions paid (USD Thousands)	Objective(s)	Status and Explanations for any delays (if any) and/or implementation
Natural Resources, Env't, Climate Change, & Water Management																	
AfDF	Multi - National Lakes Edward and Albert Integrated Fisheriea and Water Resources Management Project (LEAF II)	Water and Environment	MWE		8 - Jan - 16	27 - Jan - 16	4 - Apr - 11	30 - Jun - 21		6.89	6.89	6.89	0.00	100.0%		To reduce socio economic and environmental constraints and fight fragility by ensuring sustainable utilisation of fisheries and allied natural resources of the lakes Edward & Albert basin through a harmonised legal framework and policies.	Physical Progress Overall physical progress stands at 79.00% Challenges: • The project faced some delays in approval of land at Districts and also delays in disbursement of funds to the special account among others. • Insecurity on Lake Edward. • Health issues like the emergence of COVID - 19, Ebola, Congo haemorrhagic fever and cholera. • Refugee crisis in the region is creating social challenges as the nature of the project is Transboundary, coordination between Democratic Republic of Congo and Uganda has been a challenge. Actionable Points: • Improve coordination and planning for multilateral projects
ADF	STRATEGIC TOWNS WATER SUPPLY AND SANITATION PROJECT (STWSSP)							30 - Jun - 24		61.53	23.05	38.48		37.5%		To improve the quality of service and the supply of water and sanitation facilities and improve management and functioning of water supply and sanitation systems in targeted towns in Uganda	Physical Performance i. Construction works ongoing in 03 towns of Kayunga (33%), Busana (33%) and Dokolo (57%) ii. Construction works commenced in 03 towns of Nakasongola, Kyenjojo and Katooke (7%). iii. Detailed engineering designs completed for the towns of Kayunga, Busana, Dokolo, Kyenjojo, Katooke, Nakasongola, Buikwe, Kapchorwa, Bundibugyo completed. Designs for 01 (Kamuli) town on - going. iv. Procurement of works for Bundibugyo and Buikwe completed (await contract signature). v. Current contractual commitments at 69% of the loan amount. Challenges: • Restrictions of release of budget for consultancy services under counterpart funding slowed down implementation of activities for implementing environmental and social - safeguards measures. • Administrative delays due to COVID - 19 situation have affected global logistics, contractors are experiencing challenges in mobilizing import construction materials
AFD - France	Development of Water and Sanitation facilities in the South Western Towns Masaka - Mbarara Corridor	Water and Environment	NWSC		19 - Dec - 18	25 - Jan - 19	18 - Feb - 19	31 - Dec - 24		136.56	39.04	97.52		28.6%		Design and Construction of a Water intake, on Rivers Kagera, Rwizi and Nabajuzi ; and Drinking Water Treatment Plant. Construction of distribution network in Mbarara and Masaka	Inception Reports for the detailed design and construction supervision for the development of water and sanitation infrastructure have been approved. Management made a decision to have the source of water for Masaka changed from ground water to surface water to cater for both medium and long - term water demands for Masaka. The procurement of the consultants to do the study is on going.



Creditor / Donor	Project Title	Sector	Ministry/Implementing Agency	Approval date - Donor	Approval date by Parliament	Commitment date (signed by GoU)	Date of Effectiveness*	Initial closure date	New closure date	GRANT amount committed (US\$ m)	LOAN Amount Committed (US\$ m)	Disbursed to date (US\$ m)	Un disbursed to date (US\$m)	% Disbursed	Commissions paid (USD Thousands)	Objective(s)	Status and Explanations for any delays (if any) and/or implementation
EIB	Kampala water Lake Victoria WATSAN Project	Water and Environment	NWSC		27 - Apr - 11	28 - Apr - 11	30 - Jun - 15	31 - 12 - 25		108.18	94.40	14.26	14.26	87.3%		Provide long - term solutions to the water supply challenges experienced across the Greater Kampala Metropolitan Area to reduce water losses and operational costs while protecting the watershed, improving sanitation conditions and serving the informal settlements	The EIB component has fully disbursed. The project also has financing from other donors that have not fully disbursed.
AFD - France	Kampala water Lake Victoria WATSAN Project - Phase II	Water and Environment	NWSC		19 - Dec - 18	25 - Jan - 19	7 - Feb - 19	31 - Dec - 25		170.71	94.42	14.26	14.26	55.3%		To provide long - term solutions to the water supply challenges experienced across the Greater Kampala Metropolitan Area to reduce water losses and operational costs while protecting the watershed, improving sanitation conditions and serving the informal settlements	Detailed Design of sludge management system is complete. Review of contractor's technical proposal for works is ongoing. Draft prequalification document for procurement of contractor prepared, and awaiting completion of demand assessment and hydraulic modelling to finalise the scope of works and high - level cost estimate.
IDA	Integrated Water Management Development Project	Water and Environment	MWE, NWSC		19 - Dec - 18	4 - Mar - 19	27 - Jun - 19	2 - Dec - 24		251.00	17.69	225.70	225.70	6.3%		(i) Access to water supply and sanitation (ii) Integrated water resources management (iii) The operational performance of water and sanitation providers in the project area	The procurement of key contracts continues to progress, with several contracts in early implementation. Seven consultancies (including for engineering design, design reviews, and supervision) and four equipment/material supply contracts have been signed or recommended for award, while the World Bank is reviewing the technical evaluation reports for five more consultancies
IDA	Irrigation for Climate Resilience Project	Water and Environment	MWE		25 - Aug - 20	29 - Oct - 20	17 - Dec - 20	30 - Apr - 26		169.20	6.30	167.00	167.00	3.7%		To provide farmers in the Project Areas with access to irrigation and other agriculture services, and to establish management arrangements for irrigation service delivery.	Project was declared effective and in the bid to get the project ready for implementation, a training on Financial Management, safeguards/environmental was offered by the World Bank to the project staff.
UKEF	Development of Solar powered water supply system project	Water and Environment	MWE		17 - Sep - 19	12 - Feb - 21		12 - Jul - 24		115.88	-	115.88	115.88	0.0%		Development of solar powered irrigation schemes	Awaiting Attorney General's legal opinion to complete the requirements for loan effectiveness



Creditor / Donor	Project Title	Sector	Ministry/Implementing Agency	Approval date - Donor	Approval date by Parliament	Commitment date (signed by Gov)	Date of Effectiveness*	Initial closure date	New closure date	GRANT amount committed (US\$ m)	LOAN Amount Committed (US\$ m)	Disbursed to date (US\$ m)	Un disbursed to date (US\$m)	% Disbursed	Commissions paid (USD Thousands)	Objective(s)	Status and Explanations for any delays (if any) and/or implementation
India EXIM Bank	Supply and installation of solar powered water pumping systems in Uganda	Water and Environment	MWE	6 - Oct - 20	28 - Dec - 20	31 - May - 26	30 - May - 26	31 - Jun - 15	31 - 12 - 25	108.18	30.00	94.40	30.00	0.0%		For supply and installation of solar powered water pumping systems for providing water supply systems in Rural Sub - Counties of Uganda with lowest safe water coverage	Project works have not commenced as both parties (India Exim Bank and Gov) are in the process of ensuring that all loan effectiveness condition are in place. Works are envisaged to commence in June 2021.
EIB	Kampala water Lake Victoria WATSAN Project	Water and Environment	NWSC	27 - Apr - 11	28 - Apr - 11	30 - Jun - 15	30 - Jun - 15	30 - Jun - 15	31 - 12 - 25	108.18	108.18	94.40	14.26	87.3%		Provide long - term solutions to the water supply challenges experienced across the Greater Kampala Metropolitan Area to reduce water losses and operational costs while protecting the watershed, improving sanitation conditions and serving the informal settlements	The EIB component has fully disbursed. The project also has financing from other donors that have not fully disbursed.
AFD - France	Kampala water Lake Victoria WATSAN Project - Phase II	Water and Environment	NWSC	19 - Dec - 18	25 - Jan - 19	7 - Feb - 19	31 - Dec - 25	31 - Dec - 25		170.71	170.71	114.20	14.26	66.9%		To provide long - term solutions to the water supply challenges experienced across the Greater Kampala Metropolitan Area to reduce water losses and operational costs while protecting the watershed, improving sanitation conditions and serving the informal settlements	Detailed Design of sludge management system is complete. Review of contractor's technical proposal for works is ongoing. Draft prequalification document for procurement of contractor prepared, and awaiting completion of demand assessment and hydraulic modelling to finalise the scope of works and high - level cost estimate.
IDA	Integrated Water Management Development Project	Water and Environment	MWE, NWSC	14 - Jun - 18	4 - Mar - 19	27 - Jun - 19	2 - Dec - 24	2 - Dec - 24		243.45	243.45	17.69	225.70	6.5%		(i) Access to water supply and sanitation (ii) Integrated water resources management (iii) The operational performance of water and sanitation providers in the project area	The procurement of key contracts continues to progress, with several contracts in early implementation. Seven consultancies (including for engineering design, design reviews, and supervision) and four equipment/material supply contracts have been signed or recommended for award2, while the World Bank is reviewing the technical evaluation reports for five more consultancies



Creditor / Donor	Project Title	Sector	Ministry/Implementing Agency	Approval date - Donor	Approval date by Parliament	Commitment date (signed by Gov)	Date of Effectiveness*	Initial closure date	New closure date	GRANT amount committed (US\$ m)	LOAN Amount Committed (US\$ m)	Disbursed to date (US\$ m)	Un disbursed to date (US\$m)	% Disbursed	Commissions paid (USD Thousands)	Objective(s)	Status and Explanations for any delays (if any) in disbursement and/or implementation
IDA	Irrigation for Climate Resilience Project	Water and Environment	MWE	18 - Jun - 20	25 - Aug - 20	29 - Oct - 20	17 - Dec - 20	30 - Apr - 26		169.20	6.30	167.00	3.7%		To provide farmers in the Project Areas with access to irrigation and other agriculture services, and to establish management arrangements for irrigation service delivery.	Project was declared effective and in the bid to get the project ready for implementation, a training on Financial Management, safeguards/environmental was offered by the World Bank to the project staff.	
IDA	Investing in Forests and Protected Areas for Climate - Smart Development	Water and Environment	MWE	28 - Apr - 21				30 - Jun - 26		81.35	-	81.35	0.0%		To promote sustainable management of natural forests, trees and wildlife protected areas, increase forest and tree cover, generate revenues for national economy from nature-based tourism and forest produce, increase forestry and wildlife conservation benefits to rural economy and livelihoods and mitigate human wildlife conflicts.		
UKEF	Development of Solar powered water supply system project	Water and Environment	MWE	17 - Sep - 19		12 - Feb - 21		12 - Jul - 24		115.88	39.94	75.94	34.5%		Development of solar powered irrigation schemes	Awaiting Attorney General's legal opinion to complete the requirements for loan effectiveness	
INDIA EXIM Bank	Supply and installation of solar powered water pumping systems in Uganda	Water and Environment	MWE	6 - Oct - 20		28 - Dec - 20		31 - May - 26	30 - May - 26	30.00	-	30.00	0.0%		For supply and installation of solar powered water pumping systems for providing water supply systems in Rural Sub - Counties of Uganda with lowest safe water coverage	Project works have not commenced as both parties (India Exim Bank and GoU) are in the process of ensuring that all loan effectiveness condition are in place. Works are envisaged to commence in June 2021.	



ANNEX 7: EXTERNALLY FINANCED PROJECTS OVER THE MEDIUM TERM (MILLIONS \$)

NDP III Programme	SECTOR	Donor	GOJ PROJECT Code	VOTE	Project name	Forecast Disbursement 2021/22	Forecast Disbursement 2022/23	Forecast Disbursement 2023/24	Forecast Disbursement 2024/25	Forecast Disbursement 2025/26	Forecast Disbursement 2026/27	Loan / Grant		
Agro-Industrialization	Agriculture	World Bank	1263	010	Agriculture Cluster Development Project	45.22	36.00	-				L	4.0	6.00
Agro-Industrialization	Agriculture	IFAD	1508	010	National Oil Palm Project (NOPP)	10.12	11.57	10.62	9.01	13.84		L	4.5	6.74
Agro-Industrialization	Agriculture	AfDB	1444	010	Support to enhancing the Agriculture Value Chain Development	8.38	50.80	-				L	11.2	16.80
Agro-Industrialization	Agriculture	IFAD		010	National Oil Seeds Project		9.96	29.87	29.87	29.87		L		
Agro-Industrialization	Agriculture	OFID		010	National Oil Seeds Project		6.00	9.00	9.00	6.00		L		
Agro-Industrialization	Public Sector Management	AfDB	1360	011	Markets and Agriculture Trade Improvement (MATIP II)	18.50	-	-				L*	7.4	11.10
Agro-Industrialization	Water & Environment	AfDB	1417	019	Farm Income Enhancement and Forest Conservation II	26.65	24.47	-				L*	10.4	15.64
Agro-Industrialization	Water & Environment	BADEA		019	Irrigation Schemes Development in Unyama, Namalu and Sipi	-		3.00	4.50	6.00	1.50	L	0.0	-
Agro-Industrialization	Water & Environment	IDB		019	Irrigation Schemes Development in Unyama, Namalu and Sipi	-		8.28	16.57	33.13	24.85	L	0.0	-
Agro-Industrialization Total						108.87	138.79	60.78	68.94	88.84		-	37.52	56.28
Digital Transformation	ICT	World Bank	1400	126	Regional Communication Infrastructure Programme	18.00	5.00	-				L	3.4	5.04
Digital Transformation Total						18.00	5.00	-	-	-		-	3.36	5.04



NDP III Programme	SECTOR	Donor	GOU PROJECT Code	VOTE	Project name	Forecast Disbursement 2021/22	Forecast Disbursement 2022/23	Forecast Disbursement 2023/24	Forecast Disbursement 2024/25	Forecast Disbursement 2025/26	Forecast Disbursement 2026/27	Loan / Grant
Energy Development	Energy & Mineral Development	Spain	1542	017	Airborne Geophysical Surveys and Geological Mapping of Karamoja Region (appraisal)	5.28	7.92			5.3	7.92	L
Energy Development	Energy & Mineral Development	World Bank	1428	017	Energy for Rural Transformation III	1.00	-	-		0.4	0.60	L
Energy Development	Energy & Mineral Development	World Bank	1426	017	Grid Expansion and Reinforcement Project - Lira, Gulu, Nebbi to Arua	4.00	16.00	76.14	-	4.0	6.00	L
Energy Development	Energy & Mineral Development	KfW	1391	017	Gulu-Agago transmission line	4.00	22.00	4.00		8.0	12.00	L
Energy Development	Energy & Mineral Development	China	1143	017	Isimba Hydro Power Plant	28.78	-	-		11.5	17.27	L*
Energy Development	Energy & Mineral Development	IDB	1409	017	Kabale-Mirama Transmission Line	4.00	6.04	-		4.0	6.04	L*
Energy Development	Energy & Mineral Development	JICA	1492	017	Kampala Metropolitan Transmission Improvement project	22.02	36.98	5.00	46.00	24.0	36.00	L
Energy Development	Energy & Mineral Development	China	1183	017	Karuma Hydro Power Plant	-	-	-		0.0	-	L*
Energy Development	Energy & Mineral Development	France-AFD	1497	017	Masaka-Mbarara Transmission Line	2.00	13.00	30.00		2.0	3.00	L*
Energy Development	Energy & Mineral Development	KfW	1497	017	Masaka-Mbarara Transmission Line	2.00	13.00	25.00		2.0	3.00	L*
Energy Development	Energy & Mineral Development	KfW	1259	017	Mutundwe Entebbe Transmission Line	2.00	13.00	4.00		2.0	3.00	L
Energy Development	Energy & Mineral Development	France-AFD	1350	017	Muzizi Hydropower Plant	2.00	13.00	32.00		2.0	3.00	L*



NDP III Programme	SECTOR	Donor	GOU PROJECT Code	VOTE	Project name	Forecast Disbursement 2021/22	Forecast Disbursement 2022/23	Forecast Disbursement 2023/24	Forecast Disbursement 2024/25	Forecast Disbursement 2025/26	Forecast Disbursement 2026/27	Loan / Grant
Governance and Security Total						10.00	-	-	-	-	4.00	6.00
Human Capital Development	Accountability	World Bank	1338	008	Uganda Skills Development Project	3.92	-	-	-	-	1.6	2.35
Human Capital Development	Education	World Bank	1310	013	Albertine Region Sustainable Development	-	10.00	-	-	-	0.0	-
Human Capital Development	Education	World Bank	1491	013	Eastern and Southern Africa Higher Education Centers of Excellence Project	1.70	2.62	-	-	-	1.7	2.62
Human Capital Development	Education	OFID	1432	013	OFID-Vocational Education (VE) Project Phase II	4.15	9.16	-	-	-	4.2	6.23
Human Capital Development	Education	AfDF	1273	013	Support to Higher Education, Science and Technology Project	-	-	-	-	-	0.0	-
Human Capital Development	Education	IDB	1433	013	Business, Technical and Vocational Education & Training (BT/VET) Support Project (Phase II)	-	14.71	19.23	10.32	-	0.8	1.13
Human Capital Development	Education	World Bank	1338	013	Uganda Skills Development Project	17.04	-	-	-	-	9.1	13.67
Human Capital Development	Education	Saudi Arabia	1433	013	Vocational Education and Training (VET) Project Phase II	-	1.68	8.37	3.30	-	1.7	2.53
Human Capital Development	Health	Austria	1527	014	Establishment of a Regional Oncology Center in Northern Uganda	2.34	6.51	-	-	-	2.3	3.51
Human Capital Development	Health	World Bank	1413	014	East Africa Public Health Laboratory Networking Project	-	-	-	-	-	0.0	-



NDP III Programme	SECTOR	Donor	GOU PROJECT Code	VOTE	Project name	Forecast Disbursement 2021/22	Forecast Disbursement 2022/23	Forecast Disbursement 2023/24	Forecast Disbursement 2024/25	Forecast Disbursement 2025/26	Forecast Disbursement 2026/27	Loan / Grant
Integrated Transport Infrastructure Services	Works & Transport	Spain	1563	016	Refurbishment of the Metric Gauge Railway line Kampala-Malaba (URC Capacity Building Project)	4.12	2.76	5.51	8.27	5.51	5.51	L
Integrated Transport Infrastructure Services	Works & Transport	AfDB	1563	016	Refurbishment of the Metric Gauge Railway line Kampala-Malaba (URC Capacity Building Project)	-	21.69	43.39	65.08	43.39	43.39	L*
Integrated Transport Infrastructure Services	Works & Transport	AfDF	1563	016	Refurbishment of the Metric Gauge Railway line Kampala-Malaba (URC Capacity Building Project)	-	12.03	24.06	36.09	24.06	24.06	L
Integrated Transport Infrastructure Services	Works & Transport	AKA Ausfuhrkr	1284	016	Bukasa Inland Port	24.96	-	-	-	-	0.15	L*
Integrated Transport Infrastructure Services	Works & Transport	China	1373	016	Entebbe Airport Rehabilitation	15.83	-	-	-	-	18.00	L*
Integrated Transport Infrastructure Services	Works & Transport	UKEF	1489	016	Kabale Airport (Albertine Region)	43.26	9.00	-	-	-	9.00	L*
Integrated Transport Infrastructure Services	Works & Transport	AfDF	1456	016	Multinational Lake Victoria Maritime Comm. & Transport Project	6.91	-	-	-	-	0.84	L
Integrated Transport Infrastructure Services	Works & Transport	AfDB	1656	113	Construction of Muko – Katuna Road	-	2.46	52.01	28.50	-	3.69	L
Integrated Transport Infrastructure Services	Works & Transport	World Bank	1310	113	Albertine Region Sustainable Development	-	10.00	-	-	-	-	L
Integrated Transport Infrastructure Services	Works & Transport	AfDB	1404	113	Busega-Mpigi Expressway	14.07	25.00	35.20	-	-	10.20	L*



NDP III Programme	SECTOR	Donor	GOU PROJECT Code	VOTE	Project name	Forecast Disbursement 2021/22	Forecast Disbursement 2022/23	Forecast Disbursement 2023/24	Forecast Disbursement 2024/25	Forecast Disbursement 2025/26	Forecast Disbursement 2026/27	Loan / Grant
Integrated Transport Infrastructure Services	Works & Transport	AfDF	1404	113	Busega-Mpigi Expressway	14.07	10.00	24.20				L
Integrated Transport Infrastructure Services	Works & Transport	Japan	1319	113	Kla Flyover Construction and Road Upgrading Project	39.19	70.00	60.00	16.00			L
Integrated Transport Infrastructure Services	Works & Transport	France-AFD	1278	113	Kla-Jinja Express Highway (Awaiting signature)		4.20	21.00	42.00	37.80		L*
Integrated Transport Infrastructure Services	Works & Transport	AfDB	1278	113	Kla-Jinja Express Highway		5.18	45.89	91.79	86.61		L*
Integrated Transport Infrastructure Services	Works & Transport	IDB	1322	113	Muyembe-Nakapiirit Road	19.76	36.77	25.00				L*
Integrated Transport Infrastructure Services	Works & Transport	World Bank	1313	113	North Eastern Road-Corridor Asset Management Project (NERAMP)	25.15	20.00	82.94	82.94			L
Integrated Transport Infrastructure Services	Works & Transport	China		113	Road Infrastructure for Delivery of First Oil lot 1 (Masindi (Kisanja)-Park Junction and Tangi Junction-Paraa Buliisa Roads)	48.65	29.93	-				L*
Integrated Transport Infrastructure Services	Works & Transport	China	1176	113	Road Infrastructure for Delivery of First Oil lot 2 (Hoima Butiaba Wanseko Road (111 km))	29.86	13.77					L*
Integrated Transport Infrastructure Services	Works & Transport	China		113	Road Infrastructure for Delivery of First Oil lot 3 (Buhimba-Nalweyo-Balamagi and Balamagi-Igayaza-Kakumiro roads (93 km))	33.90	20.86					L*



NDP III Programme	SECTOR	Donor	GOU PROJECT Code	VOTE	Project name	Forecast Disbursement 2021/22	Forecast Disbursement 2022/23	Forecast Disbursement 2023/24	Forecast Disbursement 2024/25	Forecast Disbursement 2025/26	Forecast Disbursement 2026/27	Loan / Grant	19.7	29.54
Integrated Transport Infrastructure Services	Works & Transport	China		113	Road Infrastructure for Delivery of First Oil lot 4 (Lusalira-Nkongge-Lumegere-Ssembabule roads (97km))	-	-	19.69	120.60	222.50		L*	19.7	29.54
Integrated Transport Infrastructure Services	Works & Transport	China		113	Road Infrastructure for Delivery of First Oil lot 5 (Masindi-Biiso, Kabaale-Kizirafumbi & Hohwa-Nyairongo-Kyaruseha Roads (106km))		5.00	195.32	65.00			L*	48.2	72.36
Integrated Transport Infrastructure Services	Works & Transport	China		113	Road Infrastructure for Delivery of First Oil lot 6 (Kabwoya-Buhuka and Ntoroko-Karugutu roads (98km))	-	-	5.00	120.60	45.00		L*	19.6	29.47
Integrated Transport Infrastructure Services	Works & Transport	IDB	1402	113	Rwenkunya-Apac-Lira-Kitgum-Musingo Road	35.27	50.00	102.75				L*	25.3	37.88
Integrated Transport Infrastructure Services	Works & Transport	OFID	1281	113	Trinyinyi- Pallisa-Kumi/ Pallisa Kamonkoli	14.35	-	-				L	10.9	16.33
Integrated Transport Infrastructure Services	Works & Transport	AfDB	1040	113	Upgrading of Kapchorwa-Suam Road	9.64	-	-				L*	4.0	6.00
Integrated Transport Infrastructure Services	Works & Transport	AfDF	1040	113	Upgrading of Kapchorwa-Suam Road	9.64						L	4.0	6.00
Integrated Transport Infrastructure Services	Works & Transport	AfDB	1041	113	Upgrading of Kigumba-Masindi-Hoima-Kabwoya Road	14.08	60.89	-				L	12.1	18.16



NDP III Programme	SECTOR	Donor	GOU PROJECT Code	VOTE	Project name	Forecast Disbursement 2021/22	Forecast Disbursement 2022/23	Forecast Disbursement 2023/24	Forecast Disbursement 2024/25	Forecast Disbursement 2025/26	Forecast Disbursement 2026/27	Loan / Grant
Integrated Transport Infrastructure Services	Works & Transport	BADEA	1490	113	Upgrading of Luwero - Butalangu Road	0.09	-	-	-	-	-	L
Integrated Transport Infrastructure Services	Works & Transport	OFID	1490	113	Upgrading of Luwero - Butalangu Road	0.09	-	-	-	-	-	L
Integrated Transport Infrastructure Services	Works & Transport	AfDB	1312	113	Upgrading of Lwakhakha Roads - RSSP5	-	-	-	-	-	-	L
Integrated Transport Infrastructure Services	Works & Transport	BADEA	0952	113	Upgrading of Masaka-Bukakata Road	2.23	-	-	-	-	2.52	L
Integrated Transport Infrastructure Services	Works & Transport	OFID	0952	113	Upgrading of Masaka-Bukakata Road	2.23	-	-	-	-	2.10	L
Integrated Transport Infrastructure Services	Works & Transport	AfDF	1311	113	Upgrading of Rukungiri-Ishasha - RSSP 5	10.59	15.29	-	-	-	15.29	L
Integrated Transport Infrastructure Services	Works & Transport	AfDB	1544	113	Kisoro-Lake Bunyonyi Road Project	4.87	24.00	24.52	43.83	-	9.66	L
Integrated Transport Infrastructure Services	Works & Transport	AfDB	1545	113	Kisoro-Mgahinga National Park Headquarters Road Project	4.87	25.00	25.13	43.59	-	9.42	L
Integrated Transport Infrastructure Services	Works & Transport	IDB		113	Nyakaambu-Kabwohe-Kitagata-Rukungiri		-	10.00	15.00	15.00	10.00	L
Integrated Transport Infrastructure Services	Works & Transport	AfDB	1658	122	Kampala City Roads Rehabilitation Project	20.00	20.00	42.94	91.72	35.82	8.48	L*



NDP III Programme	SECTOR	Donor	GOU PROJECT Code	VOTE	Project name	Forecast Disbursement 2021/22	Forecast Disbursement 2022/23	Forecast Disbursement 2023/24	Forecast Disbursement 2024/25	Forecast Disbursement 2025/26	Forecast Disbursement 2026/27	Loan / Grant
Integrated Transport Infrastructure Services	Works & Transport	AfDF	1658	122	Kampala City Roads Rehabilitation Project	13.68	10.30	12.65	15.30			L
Integrated Transport Infrastructure Services	Works & Transport	World Bank	1295	122	Second Kampala Institutional and Infrastructure Development Project (KIIDP II)	39.73	-	-				L
Integrated Transport Infrastructure Services Total						501.07	504.13	857.20	886.30	515.68	431.64	-
Manufacturing	Accountability	UKEF	0994	310	Development of Kampala Industrial and Business Park –Namanve	10.18	33.58	42.73			15.27	L
Manufacturing	Accountability	SCB	0994	310	Development of Kampala Industrial and Business Park –Namanve	1.58	-	-			0.95	L
Manufacturing	Energy & Mineral Development	ICBC (China)	1654	017	Development of Industrial Parks (Power supply to Industrial Parks and Power Transmission Line Extension)	8.39	63.48	60.75			14.09	L*
Manufacturing	Works & Transport	China	1097	016	Standard-Gauge Railway	-	-	453.85	680.77	680.77	453.85	L*
Manufacturing Total						20.16	97.07	557.32	680.77	680.77	30.31	-
Natural Resources, Environment, Climate Change, Land and Water Management	Water & Environment	France-AFD		019	Multi purpose bulk water supply in Isingiro	3.04	2.00	30.44	27.39	13.22	4.57	L
Natural Resources, Environment, Climate Change, Land and Water Management	Water & Environment	World Bank	1661	019	Irrigation for Climate Resilience Project	4.00	40.00	80.00	76.00		6.00	L



NDP III Programme	SECTOR	Donor	GOU PROJECT Code	VOTE	Project name	Forecast Disbursement 2021/22	Forecast Disbursement 2022/23	Forecast Disbursement 2023/24	Forecast Disbursement 2024/25	Forecast Disbursement 2025/26	Forecast Disbursement 2026/27	Loan / Grant
Natural Resources, Environment, Climate Change, Land and Water Management	Water & Environment	UKEF	1666	019	Development of Solar Powered Irrigation and Water Supply Systems	8.12	35.30	37.38				L*
Natural Resources, Environment, Climate Change, Land and Water Management	Water & Environment	World Bank	1613	019	Investing in Forests and Protected Areas for Climate-Smart Development	4.26	13.46	23.46	27.02	10.00		L
Natural Resources, Environment, Climate Change, Land and Water Management	Water & Environment	India Exim Bank	1666	019	Supply and Installation of solar powered water pumping systems	2.00	10.00	10.00	8.00			L*
Natural Resources, Environment, Climate Change, Land and Water Management	Water & Environment	AfDF	1424	019	Integrated Fisheries and Water Resources Management (LEAFI)	0.13	-	-				L
Natural Resources, Environment, Climate Change, Land and Water Management	Water & Environment	France-AFD	1193	019	Kampala Water Lake Victoria Water and Sanitation (KW-LVWATSAN) II	9.02	33.87	26.28				L
Natural Resources, Environment, Climate Change, Land and Water Management	Water & Environment	EIB	1193	019	Kampala Water Lake Victoria Water and Sanitation (KW-LVWATSAN) I	-						L
Natural Resources, Environment, Climate Change, Land and Water Management	Water & Environment	France-AFD	1193	019	Kia Water L.Vict Water Sanitation Program-Phase II	10.00	-	-				L
Natural Resources, Environment, Climate Change, Land and Water Management	Water & Environment	AfDF	1529	019	Strategic Towns Water and Sanitation Project	8.01	14.30	15.19				L



NDP III Programme	SECTOR	Donor	GOU PROJECT Code	VOTE	Project name	Forecast Disbursement 2021/22	Forecast Disbursement 2022/23	Forecast Disbursement 2023/24	Forecast Disbursement 2024/25	Forecast Disbursement 2025/26	Forecast Disbursement 2026/27	Loan / Grant
Regional Development	Agriculture	IDB	1316	010	Enhancement of National Food Security Through Increased Rice Production	12.68	28.62	-	-	-	-	L
Regional Development	Agriculture	World Bank	1363	010	Regional Pastoral Livelihood Resilience Project	6.22	-	-	-	-	-	L
Regional Development	Public Sector Management	IDB	1317	003	Dry Lands Integration Project	-	-	-	-	-	-	L
Regional Development	Public Sector Management	IFAD	1381	011	Programme for the Restoration of Livelihood in the Northern Region	6.50	13.51	-	-	-	9.76	L
Regional Development	Tourism, Trade & Industry	World Bank	1291	015	Great Lakes Trade Facilitation Project	2.70	-	-	-	-	1.20	L
Regional Development Total						28.10	42.13	-	-	-	29.98	-
Sustainable Development of Petroleum Resources	Energy & Mineral Development	TBC			East Africa Crude Oil Pipeline (EACOP)							
Sustainable Development of Petroleum Resources	Energy & Mineral Development	TBC			Oil Refinery							
Sustainable Development of Petroleum Resources Total						-	-	-	-	-	-	-
Sustainable Urbanisation and Housing	Lands, Housing & Urban Development	World Bank	1310	012	Albertine Region Sustainable Development	-	10.00	-	-	-	-	L
Sustainable Urbanisation and Housing	Lands, Housing & Urban Development	World Bank	1514	012	Municipal Infrastructure Development Project-Additional Financing	13.36	58.69	16.00	-	-	-	L



NDP III Programme	SECTOR	Donor	GOU PROJECT Code	VOTE	Project name	Forecast Disbursement 2021/22	Forecast Disbursement 2022/23	Forecast Disbursement 2023/24	Forecast Disbursement 2024/25	Forecast Disbursement 2025/26	Forecast Disbursement 2026/27	Loan / Grant	Loan/Grant
Sustainable Urbanisation and Housing	Lands, Housing & Urban Development	World Bank	1514	501-850	Municipal Infrastructure Development Project-Additional Financing	92.52	13.87	10.00				L	3.00
Sustainable Urbanisation and Housing Total						105.88	82.56	26.00	-	-	41.05	-	61.57
GRAND TOTAL						1,256.14	1,540.56	2,116.70	1,837.20	1,308.51		-	1,029.30

CATEGORY 1B BUDGET SUPPORT

Donor	NDP III Programme	Budget Support Programme	Forecast Disbursement 2020/21	Forecast Disbursement 2021/22	Forecast Disbursement 2022/23	Forecast Disbursement 2023/24	Forecast Disbursement 2024/25	Forecast Disbursement 2025/26	Loan/Grant
World Bank	Human Capital Development	GBS (Education and Health)	49.51	49.51	-				L
World Bank	Human Capital Development	UGIFT - AF	62.50	62.50	62.50	62.50			L
World Bank	Public Sector Transformation	General Budget Support (COVID-19)	300.00						L
AfDB	Public Sector Transformation	General Budget Support (COVID-19)	32.00						L
IMF	Public Sector Transformation	General Budget Support	385.00	300.00	300.00	215.00			L*
TDB	Public Sector Transformation	General Budget Support	650.00	-					L
TBD	Public Sector Transformation	General Budget Support	-	500.00					L
Total			1,479.01	912.01	362.50	277.50	-	-	

CATEGORY 2 PARLIAMENT

NDP III Programme	SECTOR	Donor	GOU PROJECT Code	VOTE	Project name	Forecast Disbursement 2021/22	Forecast Disbursement 2022/23	Forecast Disbursement 2023/24	Forecast Disbursement 2024/25	Forecast Disbursement 2025/26	Forecast Disbursement 2026/27	Loan/Grant
Human Capital Development	Education	World Bank	1665	013	Secondary Education Expansion Project (Parliament)	-	2.00	38.00	40.00	10.00		L

CATEGORY 3 CABINET

NDP III Programme	SECTOR	Donor	GOU PROJECT Code	VOTE	Project name	Forecast Disbursement 2021/22	Forecast Disbursement 2022/23	Forecast Disbursement 2023/24	Forecast Disbursement 2024/25	Forecast Disbursement 2025/26	Forecast Disbursement 2026/27	Loan/Grant
Energy Development	Energy and Mineral Development	KfW	1388	017	Mbale Bulambuli Transmission Line (Cabinet)	-	2.00	20.00	23.00			L*
	Public Sector Management	France-AFD		122	Development and Modernization of City Lighting and Improvement of Infrastructure in Kampala (KCLIP) (Cabinet)	-	7.84	23.52	31.36	15.68		L*
Digital Transformation	ICT	World Bank		126	Digital Acceleration Program (Cabinet)	-	5.00	40.00	60.00	35.00		L
Energy Development	Energy & Mineral Development	EKN		017	Kikagazi Nsongenzi Transmission Line	-	2.00	18.00	13.82			L*



ANNEX 8: EXTERNALLY FINANCED PROJECTS OVER THE MEDIUM TERM (MILLIONS \$)

NDP III Programme	SECTOR	Donor	GOU PROJECT Code	VOTE	Project name	Forecast Disbursement 2022/23	Forecast Disbursement 2023/24	Forecast Disbursement 2024/25	Forecast Disbursement 2025/26	Forecast Disbursement 2026/27	Loan/Grant
Agro-Industrialization	Agriculture	JICA	1323	010	The Project on Irrigation Scheme Development in Central and Eastern Uganda (PISD)-JICA Supported Project (Atari Irrigation Scheme)	10.09	10.99	1.01			G
Agro-Industrialization	Agriculture	JICA	1709	010	Rice Development Project Phase II	2.16	3.30	3.30	2.35		G
Agro-Industrialization	Agriculture	JICA	1324	010	Northern Uganda Farmer Livelihood Improvement Project						G
Agro-Industrialization	Agriculture	World Bank	1263	010	Agriculture Cluster Development Project	20.00	-				L
Agro-Industrialization	Agriculture	EU	1493	010	Developing a Market - Oriented & Environmentally Sustainable Beef Meat Industry	5.00	-				G
Agro-Industrialization	Agriculture	World Bank	1425	010	Multi-sectoral Food Security and Nutrition Project	3.13	1.82				G
Agro-Industrialization	Agriculture	IFAD	1508	010	National Oil Palm Project (NOPP)	11.57	10.62	9.01	13.84		L
Agro-Industrialization	Agriculture	IFAD	1508	010	National Oil Palm Project (NOPP)	0.23	0.23	0.23	0.23		G
Agro-Industrialization	Agriculture	EU	1494	010	Promoting Commercial Aquaculture Project	-	-				G
Agro-Industrialization	Agriculture	AfDB	1444	010	Support to enhancing the Agriculture Value Chain Development	20.00	25.00	15.00			L
Agro-Industrialization	Agriculture	IFAD		010	National Oil Seeds Project	5.00	29.87	29.87	29.87		L
Agro-Industrialization	Agriculture	OFID		010	National Oil Seeds Project	5.00	9.00	9.00	5.00		L
Agro-Industrialization	Public Sector Management	AfDB	1360	011	Markets and Agriculture Trade Improvement (MATIP II)	-	-				L*
Agro-Industrialization	Water & Environment	AfDB	1417	019	Farm Income Enhancement and Forest Conservation II	15.00	-				L*
Agro-Industrialization	Water & Environment	NDF	1417	019	Farm Income Enhancement and Forest Conservation II	-	-				G
Agro-Industrialization	Water & Environment	BADEA		019	Irrigation Schemes Development in Unyama, Namalu and Sipi		3.00	4.50	6.00	1.50	L
Agro-Industrialization	Water & Environment	IDB		019	Irrigation Schemes Development in Unyama, Namalu and Sipi		8.28	16.57	33.13	24.85	L
Agro-Industrialization Total						97.18	102.11	88.48	90.42	26.35	
Development Plan Implementation	Accountability	Denmark	1521	008	REAP	1.12	-				G
Development Plan Implementation	Accountability	Germany	1521	008	REAP	3.64	-				G



NDP III Programme	SECTOR	Donor	GOU PROJECT Code	VOTE	Project name	Forecast Disbursement 2022/23	Forecast Disbursement 2023/24	Forecast Disbursement 2024/25	Forecast Disbursement 2025/26	Forecast Disbursement 2026/27	Loan/Grant
Development Plan Implementation	Accountability	EU	1521	008	REAP	2.18					G
Development Plan Implementation Total						6.94	-	-	-	-	
Digital Transformation	ICT	World Bank	1400	126	Regional Communication Infrastructure Programme	-	-				L
Digital Transformation	ICT	World Bank	1615	126	Digital Acceleration Program	1.00	40.00	60.00	39.00		L
Digital Transformation Total						1.00	40.00	60.00	39.00	-	
Energy Development	Energy & Mineral Development	Spain	1542	017	Airborne Geophysical Surveys and Geological Mapping of Karamoja Region (appraisal)	7.92					L
Energy Development	Energy & Mineral Development	KfW	1388	017	Mbale-Bulambuli Transmission Line	-	22.00	23.00			L
Energy Development	Energy & Mineral Development	EKN		017	Kikagati Nsongenzi Transmission Line	2.00	18.00	13.82			L*
Energy Development	Energy & Mineral Development	GEF	1428	017	Energy for Rural Transformation III	2.56	-				G
Energy Development	Energy & Mineral Development	World Bank	1428	017	Energy for Rural Transformation III	25.00	-				L
Energy Development	Energy & Mineral Development	India Exim bank		017	Grid Expansion and Reinforcement Project	-	-	-	-	-	L
Energy Development	Energy & Mineral Development	World Bank	1426	017	Grid Expansion and Reinforcement Project - Lira, Gulu, Nebbi to Arua	30.00	18.64	-			L
Energy Development	Energy & Mineral Development	KfW	1391	017	Gulu-Agago transmission line	5.73	20.00	15.00			L
Energy Development	Energy & Mineral Development	China	1143	017	Isimba Hydro Power Plant	10.00	-				L*
Energy Development	Energy & Mineral Development	IDB	1409	017	Kabale-Mirama Transmission Line	12.51	32.00				L*
Energy Development	Energy & Mineral Development	JICA	1492	017	Kampala Metropolitan Transmission Improvement project	40.00	30.00	34.00			L



NDP III Programme	SECTOR	Donor	GOU PROJECT Code	VOTE	Project name	Forecast Disbursement 2022/23	Forecast Disbursement 2023/24	Forecast Disbursement 2024/25	Forecast Disbursement 2025/26	Forecast Disbursement 2026/27	Loan/Grant
Energy Development	Energy & Mineral Development	China	1183	017	Karuma Hydro Power Plant	70.72	-				L*
Energy Development	Energy & Mineral Development	France-AFD	1497	017	Masaka-Mbarara Transmission Line	0.52	20.00	25.00			L*
Energy Development	Energy & Mineral Development	KfW	1497	017	Masaka-Mbarara Transmission Line	0.52	20.00	15.00			L*
Energy Development	Energy & Mineral Development	KfW	1259	017	Mutundwe Entebbe Transmission Line	2.09	4.00				L
Energy Development	Energy & Mineral Development	France-AFD	1350	017	Muzizi Hydropower Plant						L*
Energy Development	Energy & Mineral Development	KfW	1350	017	Muzizi Hydropower Plant						L
Energy Development	Energy & Mineral Development	AfDF	1140	017	Nile Equatorial Lakes Countries Project	-	-				L
Energy Development	Energy & Mineral Development	IDB	1221	017	Opuyo Moroto Interconnection Project	-	-				L
Energy Development	Energy & Mineral Development	World Bank		123	Energy Access Scale Up Project	-	73.80	105.00	105.00	66.20	L
Energy Development	Energy & Mineral Development	China	1517	123	Bridging the Demand Supply Gap through the Accelerated Rural Electrification Programme	35.00	-				L
Energy Development	Energy & Mineral Development	Abu Dhabi	1516	123	Construction of the 33kV Distribution Lines in Kayunga, Kamuli and Kalungu Service Stations	-	-				L
Energy Development	Energy & Mineral Development	World Bank	1428	123	Energy for Rural Transformation III	-	-				L
Energy Development	Energy & Mineral Development	IDB	1354	123	Grid Rural Electrification Project	-	-				L*
Energy Development	Energy & Mineral Development	AfDB	1518	123	Uganda Rural Electricity Access Project (UREAP)	30.00	-				L*



NDP III Programme	SECTOR	Donor	GOU PROJECT Code	VOTE	Project name	Forecast Disbursement 2022/23	Forecast Disbursement 2023/24	Forecast Disbursement 2024/25	Forecast Disbursement 2025/26	Forecast Disbursement 2026/27	Loan/Grant
Energy Development	Energy & Mineral Development	AfDB/EUTF	1518	123	Uganda Rural Electricity Access Project (UREAP)	5.00	-	-	-	-	G
Energy Development Total						279.57	258.44	230.82	105.00	66.20	
Governance and Security	JLOS	SCB	1167	144	National CCTV Network Expansion Project	-	-	-	-	-	L
Governance and Security	Security	AU/JUN	1178	004	UPDF Peace Keeping Mission in Somalia	106.58	-	-	-	-	G
Governance and Security Total						106.58	-	-	-	-	
Human Capital Development	Accountability	World Bank	1338	008	Uganda Skills Development Project	0.15	-	-	-	-	L
Human Capital Development	Education	World Bank	1665	013	Secondary Education Expansion Project	5.00	13.00	24.00	18.00	-	G
Human Capital Development	Education	World Bank	1665	013	Secondary Education Expansion Project	4.00	38.00	40.00	8.00	-	L
Human Capital Development	Education	World Bank	1310	013	Albertine Region Sustainable Development	8.00	-	-	-	-	L
Human Capital Development	Education	World Bank	1491	013	Eastern and Southern Africa Higher Education Centers of Excellence Project	2.62	-	-	-	-	L
Human Capital Development	Education	Belgium	1458	013	Improve Secondary School Teachers' Education in NTC Kabale and Mubende	-	-	-	-	-	G
Human Capital Development	Education	OFID	1432	013	OFID-Vocational Education (VE) Project Phase II	9.66	3.39	-	-	-	L
Human Capital Development	Education	Belgium	1457	013	Rehabilitation of the National Teacher Training Centre Kaliro	-	-	-	-	-	G
Human Capital Development	Education	Belgium	1457	013	Rehabilitation of the National Teacher Training Centre Muni	-	-	-	-	-	G
Human Capital Development	Education	AfDF	1273	013	Support to Higher Education, Science and Technology Project	-	-	-	-	-	L
Human Capital Development	Education	Belgium	1378	013	Support to the Implementation of Skilling Uganda	-	-	-	-	-	G
Human Capital Development	Education	IDB	1433	013	Business, Technical and Vocational Education & Training (BTVET) Support Project (Phase III)	8.54	17.19	18.53	-	-	L



NDP III Programme	SECTOR	Donor	GOU PROJECT Code	VOTE	Project name	Forecast Disbursement 2022/23	Forecast Disbursement 2023/24	Forecast Disbursement 2024/25	Forecast Disbursement 2025/26	Forecast Disbursement 2026/27	Loan/Grant
Human Capital Development	Education	World Bank	1338	013	Uganda Skills Development Project	12.00	-				L
Human Capital Development	Education	World Bank	1296	013	Uganda Teacher and School Effectiveness Project	-	-				G
Human Capital Development	Education	Saudi Arabia	1433	013	Vocational Education and Training (VET) Project Phase II	1.68	8.37	3.30			L
Human Capital Development	Education	World Bank		013	GPE COVID-19 Education Response Project	-					G
Human Capital Development	Health	Austria	1527	114	Establishment of a Regional Oncology Center in Northern Uganda	1.50					L
Human Capital Development	Health	Spain	1243	014	Construction of Itojo and Kawolo Hospitals	2.30	2.30				G
Human Capital Development	Health	World Bank	1413	014	East Africa Public Health Laboratory Networking Project	-	-				L
Human Capital Development	Health	Gavi	1436	014	Gavi Vaccines and HSSP	23.11	-				G
Human Capital Development	Health	Global Fund	0220	014	Health Systems Strengthening for HIV/AIDS	251.58	262.32				G
Human Capital Development	Health	Italy	1185	014	Italian Support to HSSP and PRDP	-	-				G
Human Capital Development	Health	SFD	1344	014	Rehabilitation of Kayunga and Yumbe General Hospitals	-	-				L
Human Capital Development	Health	BADEA	1344	014	Rehabilitation of Kayunga and Yumbe General Hospitals	-	-				L
Human Capital Development	Health	OFID	1344	014	Rehabilitation of Kayunga and Yumbe General Hospitals	-	-				L
Human Capital Development	Health	World Bank	1440	014	Uganda Reproductive Maternal and Child Health Improvement Project	30.00	-				L
Human Capital Development	Health	World Bank		014	COVID-19 Response and Emergency Preparedness project	10.50					L
Human Capital Development	Health	World Bank		014	COVID-19 Response and Emergency Preparedness project						G
Human Capital Development	Health	World Bank		014	COVID-19 Response and Emergency Preparedness project - Additional Financing for Vaccines	37.50	9.35				G



NDP III Programme	SECTOR	Donor	GOU PROJECT Code	VOTE	Project name	Forecast Disbursement 2022/23	Forecast Disbursement 2023/24	Forecast Disbursement 2024/25	Forecast Disbursement 2025/26	Forecast Disbursement 2026/27	Loan/Grant
Human Capital Development	Health	UN	1441	014	Uganda Sanitation Fund Project II	-	-	-	-	-	G
Human Capital Development	Health	UN	1441	501-850	Uganda Sanitation Fund Project II	-	-	-	-	-	G
Human Capital Development	Health	Italy	1539	014	Karamoja Infrastructure Development Project	5.15	7.85	-	-	-	L
Human Capital Development	Health	AfDF	1345	114	Skills Development for Higher Medical and Health Science Project	5.50	-	-	-	-	L
Human Capital Development	Public Sector Management	World Bank	1499	003	Development Response to Displacement Impacts Project - AF	21.00	5.00	-	-	-	G
Human Capital Development	Public Sector Management	World Bank	1499	003	Development Response to Displacement Impacts Project in the Horn of Africa	-	-	-	-	-	L
Human Capital Development	Social Development Sector	UN	1379	018	Promotion of Green Jobs & Fair Labour Market (ProGrel)	-	-	-	-	-	G
Human Capital Development Total						439.79	366.77	85.83	26.00	-	-
Innovation, Technology Development and Transfer	Science and Technology	China	1513	126	National Science, Technology and Engineering Skills Development Project	12.00	43.00	-	-	-	L*
Innovation, Technology Development and Transfer Total						12.00	43.00	-	-	-	-
Integrated Transport Infrastructure Services	Works & Transport	EU	1659	016	Rehabilitation of Tororo Gulu Railway line	3.00	2.55	-	-	-	G
Integrated Transport Infrastructure Services	Works & Transport	Spain	1563	016	Refurbishment of the Metric Gauge Railway line Kampala-Malaba (URC Capacity Building Project)	2.76	5.51	8.27	5.51	5.51	L
Integrated Transport Infrastructure Services	Works & Transport	AfDB	1563	016	Refurbishment of the Metric Gauge Railway line Kampala-Malaba (URC Capacity Building Project)	5.00	43.39	65.08	48.39	48.39	L*
Integrated Transport Infrastructure Services	Works & Transport	AfDF	1563	016	Refurbishment of the Metric Gauge Railway line Kampala-Malaba (URC Capacity Building Project)	5.03	24.06	36.09	27.06	27.06	L
Integrated Transport Infrastructure Services	Works & Transport	AKA Ausfuhr	1284	016	Bukasa Inland Port	10.00	-	-	-	-	L*
Integrated Transport Infrastructure Services	Works & Transport	China	1373	016	Entebbe Airport Rehabilitation	25.00	-	-	-	-	L*



NDP III Programme	SECTOR	Donor	GOU PROJECT Code	VOTE	Project name	Forecast Disbursement 2022/23	Forecast Disbursement 2023/24	Forecast Disbursement 2024/25	Forecast Disbursement 2025/26	Forecast Disbursement 2026/27	Loan/Grant
Integrated Transport Infrastructure Services	Works & Transport	EU	1105	016	Institutional Capacity building for the Transport Sector in Uganda	-	-	-	-	-	G
Integrated Transport Infrastructure Services	Works & Transport	UKEF	1489	016	Kabale Airport (Albertine Region)	9.00	-	-	-	-	L*
Integrated Transport Infrastructure Services	Works & Transport	AfDF	1456	016	Multinational Lake Victoria Maritime Comm. & Transport Project	6.40	-	-	-	-	L
Integrated Transport Infrastructure Services	Works & Transport	AfDB	1656	113	Construction of Muko – Katuna Road	-	2.46	52.01	28.50	-	L
Integrated Transport Infrastructure Services	Works & Transport	World Bank	1310	113	Albertine Region Sustainable Development	6.65	-	-	-	-	L
Integrated Transport Infrastructure Services	Works & Transport	AfDB	1404	113	Busega-Mpigi Expressway	17.52	35.20	-	-	-	L*
Integrated Transport Infrastructure Services	Works & Transport	AfDF	1404	113	Busega-Mpigi Expressway	17.52	24.20	-	-	-	L
Integrated Transport Infrastructure Services	Works & Transport	Japan	1319	113	Kla Flyover Construction and Road Upgrading Project	35.17	60.00	16.00	-	-	L
Integrated Transport Infrastructure Services	Works & Transport	EU	1278	113	Kla-Jinja Express Highway	-	4.20	21.00	42.00	37.80	G
Integrated Transport Infrastructure Services	Works & Transport	France-AFD	1278	113	Kla-Jinja Express Highway	-	4.20	21.00	42.00	37.80	L*
Integrated Transport Infrastructure Services	Works & Transport	AfDB	1278	113	Kla-Jinja Express Highway	-	51.07	91.79	86.61	-	L*
Integrated Transport Infrastructure Services	Works & Transport	IDB	1322	113	Muyembe-Nakapiripirit Road	16.43	40.00	40.00	-	-	L*
Integrated Transport Infrastructure Services	Works & Transport	World Bank	1313	113	North Eastern Road-Corridor Asset Management Project (NERAMP)	22.32	82.94	82.94	-	-	L
Integrated Transport Infrastructure Services	Works & Transport	China		113	Road Infrastructure for Delivery of First Oil lot 1 (Masindi (Kisanja)-Park Junction and Tangi Junction-Paraa Bullisa Roads)	5.55	-	-	-	-	L*
Integrated Transport Infrastructure Services	Works & Transport	China	1176	113	Road Infrastructure for Delivery of First Oil lot 2 (Hoima Butiaba Wanseko Road (111 km))	7.17	-	-	-	-	L*
Integrated Transport Infrastructure Services	Works & Transport	China		113	Road Infrastructure for Delivery of First Oil lot 3 (Buhimba-Nalweyo-Balamagi and Balamagi-Igayaza-Kakumiro roads (93 km))	11.08	-	-	-	-	L*



NDP III Programme	SECTOR	Donor	GOU PROJECT Code	VOTE	Project name	Forecast Disbursement 2022/23	Forecast Disbursement 2023/24	Forecast Disbursement 2024/25	Forecast Disbursement 2025/26	Forecast Disbursement 2026/27	Loan/Grant
Integrated Transport Infrastructure Services	Works & Transport	China		113	Road Infrastructure for Delivery of First Oil lot 4 (Lusalira-Nkonge-Lumegere-Ssembabule roads (97km))	-	19.69	120.60	222.50		L*
Integrated Transport Infrastructure Services	Works & Transport	China		113	Road Infrastructure for Delivery of First Oil lot 5 (Masindi-Biso, Kabaale-Kizirafumbi & Hohwa-Nyairongo-Kyaruseha Roads (106km))	-	5.00	120.60	45.00		GoU
Integrated Transport Infrastructure Services	Works & Transport	China		113	Road Infrastructure for Delivery of First Oil lot 6 (Kabwoya-Buhuka and Ntoroko-Karugutu roads (98km))	-	75.00	65.00			L*
Integrated Transport Infrastructure Services	Works & Transport	IDB	1402	113	Rwenkanye-Apac-Lira-Kitgum-Musingo Road	40.00	20.00				L*
Integrated Transport Infrastructure Services	Works & Transport	IDB	1281	113	Trinyinyi- Pallisa- Kumi/ Pallisa Kamonkoli	3.96	15.00				L
Integrated Transport Infrastructure Services	Works & Transport	AfDB	1040	113	Upgrading of Kapchorwa-Suam Road	6.81	20.00				L*
Integrated Transport Infrastructure Services	Works & Transport	AfDF	1040	113	Upgrading of Kapchorwa-Suam Road	6.81					L
Integrated Transport Infrastructure Services	Works & Transport	AfDB	1041	113	Upgrading of Kigumba-Masindi-Hoima-Kabwoya Road	4.75	-				L
Integrated Transport Infrastructure Services	Works & Transport	BADEA	1490	113	Upgrading of Luwero - Butalangu Road	2.70	-				L
Integrated Transport Infrastructure Services	Works & Transport	OFID	1490	113	Upgrading of Luwero - Butalangu Road	2.70	-				L
Integrated Transport Infrastructure Services	Works & Transport	AfDB	1312	113	Upgrading of Lwakhakha Roads - RSSP5	-	-				L
Integrated Transport Infrastructure Services	Works & Transport	BADEA	0952	113	Upgrading of Masaka-Bukakata Road	0.27	-				L
Integrated Transport Infrastructure Services	Works & Transport	OFID	0952	113	Upgrading of Masaka-Bukakata Road	0.27	-				L
Integrated Transport Infrastructure Services	Works & Transport	AfDF	1311	113	Upgrading of Rukungiri-Ishasha - RSSP 5	13.00	-				L
Integrated Transport Infrastructure Services	Works & Transport	World Bank	1657	113	Humanitarian Roads (Moyo-Yumbe-Koboko road)	31.56	50.00				G
Integrated Transport Infrastructure Services	Works & Transport	AfDB	1544	113	Kisoro-Lake Bunyonyi Road Project	5.83	12.26	18.42			L



NDP III Programme	SECTOR	Donor	GOU PROJECT Code	VOTE	Project name	Forecast Disbursement 2022/23	Forecast Disbursement 2023/24	Forecast Disbursement 2024/25	Forecast Disbursement 2025/26	Forecast Disbursement 2026/27	Loan/Grant
Integrated Transport Infrastructure Services	Works & Transport	AfDB	1545	113	Kisoro-Mgashinga National Park Headquarters Road Project	5.83	12.26	18.42			L
Integrated Transport Infrastructure Services	Works & Transport	EU	0265	113	Atiak - Laropi Road	13.25	10.78	9.70			G
Integrated Transport Infrastructure Services	Works & Transport	EU	1105	118	Institutional Capacity building for the Transport Sector in Uganda	-	-	-			G
Integrated Transport Infrastructure Services	Works & Transport	IDB		113	Nyakaambu-Kabwohe-Kitagata-Rukungiri	-	10.00	15.00	15.00	10.00	L
Integrated Transport Infrastructure Services	Works & Transport	AfDB	1658	122	Kampala City Roads Rehabilitation Project	17.87	42.94	91.72	35.82		L*
Integrated Transport Infrastructure Services	Works & Transport	AfDF	1658	122	Kampala City Roads Rehabilitation Project	10.30	12.65	15.30			L
Integrated Transport Infrastructure Services	Works & Transport	GEF	1658	122	Kampala City Roads Rehabilitation Project	0.58	0.58	0.23			G
Integrated Transport Infrastructure Services	Works & Transport	World Bank	1295	122	Second Kampala Institutional and Infrastructure Development Project (KIIDP II)	9.13	-		170.56		L
Integrated Transport Infrastructure Services	Works & Transport	UKEF/SCB		113	Kidepo - Kitgum Tourism road (115km)	1.00	40.00	50.00	59.00		
Integrated Transport Infrastructure Services Total						382.22	725.93	959.16	827.94	166.56	-
Manufacturing	Accountability	UKEF	0994	310	Development of Kampala Industrial and Business Park -Namanve	60.00	80.00				L
Manufacturing	Accountability	SCB	0994	310	Development of Kampala Industrial and Business Park -Namanve	-	-	-			L
Manufacturing	Accountability	World Bank		008	Investment for Industrial Transformation and Employment (INVITE)	3.00					G
Manufacturing	Accountability	World Bank		008	Investment for Industrial Transformation and Employment (INVITE)	2.00	50.00	50.00	48.00		L
Manufacturing	Energy & Mineral Development	ICBC (China)	1654	017	Development of Industrial Parks (Power supply to Industrial Parks and Power Transmission Line Extension)	2.00	50.00	70.00	59.93		L*
Manufacturing	Works & Transport	China	1097	016	Standard-Gauge Railway	-	385.77	578.66	578.66	385.77	L*
Manufacturing Total						67.00	565.77	698.66	686.59	385.77	-



NDP III Programme	SECTOR	Donor	GOU PROJECT Code	VOTE	Project name	Forecast Disbursement 2022/23	Forecast Disbursement 2023/24	Forecast Disbursement 2024/25	Forecast Disbursement 2025/26	Forecast Disbursement 2026/27	Loan/Grant
Natural Resources, Environment, Climate Change, Land and Water Management	Agriculture	World Bank		010	Emergency Desert Locust Response project	-					L
Natural Resources, Environment, Climate Change, Land and Water Management	Water & Environment	France-AFD		019	Multi purpose bulk water supply in Isingiro	2.00	30.44	27.39	13.22		L
Natural Resources, Environment, Climate Change, Land and Water Management	Water & Environment	France-AFD		019	Multi purpose bulk water supply in Isingiro	0.66	1.32	1.19			G
Natural Resources, Environment, Climate Change, Land and Water Management	Water & Environment	EU		019	Multi purpose bulk water supply in Isingiro	1.76	3.53	3.18			G
Natural Resources, Environment, Climate Change, Land and Water Management	Water & Environment	World Bank	1661	019	Irrigation for Climate Resilience Project	26.24	70.00	66.00			L
Natural Resources, Environment, Climate Change, Land and Water Management	Water & Environment	UKEF	1666	019	Development of Solar Powered Irrigation and Water Supply Systems	35.35	37.38				L*
Natural Resources, Environment, Climate Change, Land and Water Management	Water & Environment	World Bank	1613	019	Investing in Forests and Protected Areas for Climate-Smart Development	5.49	23.46	30.00	22.05		L
Natural Resources, Environment, Climate Change, Land and Water Management	Water & Environment	World Bank	1613	019	Investing in Forests and Protected Areas for Climate-Smart Development	3.00	25.00	22.00	22.00		G
Natural Resources, Environment, Climate Change, Land and Water Management	Water & Environment	KfW	1559	019	Promotion of drought resilience and food security in Karamoja	5.00					G
Natural Resources, Environment, Climate Change, Land and Water Management	Water & Environment	India Exim Bank	1666	019	Supply and Installation of solar powered water pumping systems	10.00	10.00	8.00			L*
Natural Resources, Environment, Climate Change, Land and Water Management	Water & Environment	AfDF	1424	019	Integrated Fisheries and Water Resources Management (LEAFII)	-	-				L



NDP III Programme	SECTOR	Donor	GOU PROJECT Code	VOTE	Project name	Forecast Disbursement 2022/23	Forecast Disbursement 2023/24	Forecast Disbursement 2024/25	Forecast Disbursement 2025/26	Forecast Disbursement 2026/27	Loan/Grant
Natural Resources, Environment, Climate Change, Land and Water Management	Water & Environment	KfW		019	Integrated Program to Improve the Living Conditions (PIILC) in Gulu	-	-				G
Natural Resources, Environment, Climate Change, Land and Water Management	Water & Environment	KfW		019	Integrated Program to Improve the Living Conditions (PIILC) in Gulu II	10.13	-				G
Natural Resources, Environment, Climate Change, Land and Water Management	Water & Environment	France-AFD	1193	019	Kampala Water Lake Victoria Water and Sanitation (KW-LVWATSAN) II	33.87	22.28				L
Natural Resources, Environment, Climate Change, Land and Water Management	Water & Environment	KfW	1193	019	Kampala Water Lake Victoria Water and Sanitation (KW-LVWATSAN) I						G
Natural Resources, Environment, Climate Change, Land and Water Management	Water & Environment	EIB	1193	019	Kampala Water Lake Victoria Water and Sanitation (KW-LVWATSAN) I						L
Natural Resources, Environment, Climate Change, Land and Water Management	Water & Environment	France-AFD	1193	019	Kla Water L.Vict Water Sanitation Program-Phase II	-	-				L
Natural Resources, Environment, Climate Change, Land and Water Management	Water & Environment	France-AFD		019	Multi purpose bulk water Kanyareru and Kiruhura						L
Natural Resources, Environment, Climate Change, Land and Water Management	Water & Environment	AfDF	1529	019	Strategic Towns Water and Sanitation Project	9.15	14.20				L
Natural Resources, Environment, Climate Change, Land and Water Management	Water & Environment	France-AFD	1531	019	Water and sanitation infrastructure in south west towns of Masaka & Mbarara	35.96	11.00				L
Natural Resources, Environment, Climate Change, Land and Water Management	Water & Environment	AfDF	1525	019	Water and Sanitation Sector Programme Support Phase 2	-	-				L
Natural Resources, Environment, Climate Change, Land and Water Management	Water & Environment	KfW	1534	019	Water and Sanitation Development Facility North-Phase II						G



NDP III Programme	SECTOR	Donor	GOU PROJECT Code	VOTE	Project name	Forecast Disbursement 2022/23	Forecast Disbursement 2023/24	Forecast Disbursement 2024/25	Forecast Disbursement 2025/26	Forecast Disbursement 2026/27	Loan/Grant
Natural Resources, Environment, Climate Change, Land and Water Management	Water & Environment	World Bank	1530	019	Integrated Water Management Development Project	65.00	95.20	59.96			L
Natural Resources, Environment, Climate Change, Land and Water Management	Water & Environment	World Bank	1530	019	Integrated Water Management Development Project	6.00	7.63	13.37			G
Natural Resources, Environment, Climate Change, Land and Water Management Total						249.61	351.44	231.09	57.27	-	-
Private Sector Development	Accountability	World Bank	1289	008	Competitiveness and Enterprise Development Project + Add Financing	13.00	12.50	8.28	48.10		L
Private Sector Development	Land, Housing & Urban Development	World Bank	1289	012	Competitiveness and Enterprise Development Project + Add Financing	25.00	24.10				L
Private Sector Development Total						38.00	36.60	8.28	48.10	-	-
Public Sector Transformation	Accountability	IFAD	1288	008	Project for Financial Inclusion in Rural Areas	1.20	-				L
Public Sector Transformation	Accountability	EU	1208	008	Technical Support Programme 1 (TSP 1)	0.64	-				G
Public Sector Transformation	Public Sector Management	IDB	1509	011	Local Economic Growth Support	13.00	10.72				L
Public Sector Transformation	Public Sector Management	IDB	1509	011	Local Economic Growth Support	2.70	1.70	2.30			G
Public Sector Transformation Total						17.54	12.42	2.30	-	-	-
Regional Development	Agriculture	IDB	1316	010	Enhancement of National Food Security Through Increased Rice Production	20.00	-				L
Regional Development	Agriculture	World Bank	1363	010	Regional Pastoral Livelihood Resilience Project	-	-				L
Regional Development	Public Sector Management	EU	1486	003	Development Initiative for Northern Uganda (DINU)	3.44	-				G
Regional Development	Public Sector Management	IDB	1317	003	Dry Lands Integration Project	-	-				L



NDP III Programme	SECTOR	Donor	GOU PROJECT Code	VOTE	Project name	Forecast Disbursement 2022/23	Forecast Disbursement 2023/24	Forecast Disbursement 2024/25	Forecast Disbursement 2025/26	Forecast Disbursement 2026/27	Loan/Grant
Regional Development	Public Sector Management	World Bank	1380	003	NUSAF III	-	-	-	-	-	L
Regional Development	Public Sector Management	IFAD	1381	011	Programme for the Restoration of Livelihood in the Northern Region	7.30	-	-	-	-	L
Regional Development	Tourism, Trade & Industry	World Bank	1291	015	Great Lakes Trade Facilitation Project	-	-	-	-	-	L
Regional Development Total						30.74	-	-	-	-	-
Sustainable Development of Petroleum Resources	Energy & Mineral Development	TBC		017	Kabaale Industrial Park Roads and Transmission lines	-	-	-	-	-	GoU
Sustainable Development of Petroleum Resources	Energy & Mineral Development	GIZ	1410	017	Skills for Oil and Gas Africa (SOGA)	-	-	-	-	-	G
Sustainable Development of Petroleum Resources Total						-	-	-	-	-	
Sustainable Urbanisation and Housing	Lands, Housing & Urban Development	World Bank	1310	012	Albertine Region Sustainable Development	10.00	-	-	-	-	L
Sustainable Urbanisation and Housing	Lands, Housing & Urban Development	World Bank	1514	012	Municipal Infrastructure Development Project- Additional Financing	58.69	16.00	-	-	-	L
Sustainable Urbanisation and Housing	Lands, Housing & Urban Development	World Bank	1514	501-850	Municipal Infrastructure Development Project- Additional Financing	13.87	10.00	-	-	-	L
Sustainable Urbanisation and Housing Total						82.56	26.00	-	-	-	-
GRAND TOTAL						1,810.74	2,528.49	2,364.62	1,880.32	644.88	-



BUDGET SUPPORT

Donor	NDP III Programme	Budget Support Programme	Forecast Disbursement 2020/21	Forecast Disbursement 2021/22	Forecast Disbursement 2022/23	Forecast Disbursement 2023/24	Forecast Disbursement 2024/25	Forecast Disbursement 2025/26	Loan/Grant
Austria	Governance and Security	Access to Justice Sub-programme Strategic Plan			2.24	2.24	2.24	2.24	G
IDLO	Governance and Security	Community Justice Programme			2.58	2.57			G
World Bank	Human Capital Development	UGIFT (Education and Health)	49.51	49.51	40.50				L
		o/w Health	12.69	12.69					
		o/w Education	33.85	33.85					
		o/w MoFPED - Management & Assessment Support	2.96	2.96					
World Bank	Human Capital Development	UGIFT - AF	62.50	62.50	62.50	62.50			L
World Bank	Public Sector Transformation	General Budget Support (COVID-19)	300.00						L
AfDB	Public Sector Transformation	General Budget Support (COVID-19)	32.00						L
IMF	Public Sector Transformation	General Budget Support	385.00	300.00	300.00	215.00			L*
IMF	Public Sector Transformation	General Budget Support			250.00				L
TBD	Public Sector Transformation	General Budget Support	650.00	500.00	250.00				L
EU	Governance and Security	JIOS	12.17						G
EU	Public Sector Transformation	Accountability	11.63						G
EU	Public Sector Transformation	Fiscal Decentralisation and service delivery	11.00	13.20	11.00				G
GAVI	Human Capital Development	COVID-19 Vaccine	130.42						G
USAID	Human Capital Development	NUDEIL (MoLG)							G
USAID	Human Capital Development	NUDEIL (Local governments)							G
USAID	Human Capital Development	Support to Referral hospitals-USAID (Jinja, Mbarara, Lira, Moroto, Gulu & Mbale)		6.28	5.35	5.35	5.35	5.35	G
Total			-	931.49	674.17	287.66	7.59	7.59	



**Ministry of Finance Planning &
Economic Development.
Plot 2/12 Apollo Kaggwa Road
P.O.Box 8147, Kampala, Uganda**

Telephone: 256-41 4707 000
256 41 4232 095
Fax 256 41 4230 163
256 41 4343 023
256 41 4341 286
Email finance@finance.go.ug
Website www.finance.go.ug

MOFPED
#DoingMore